
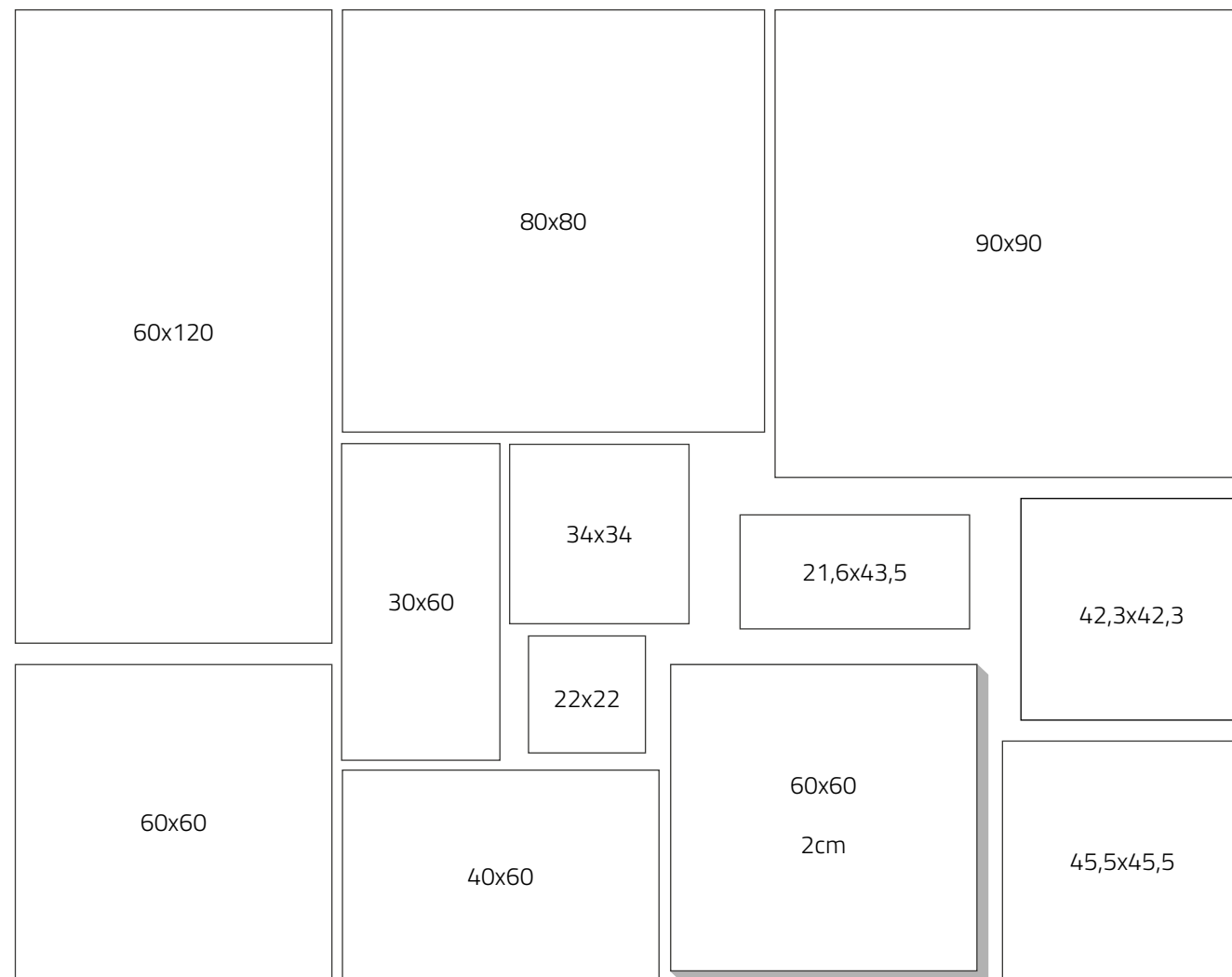
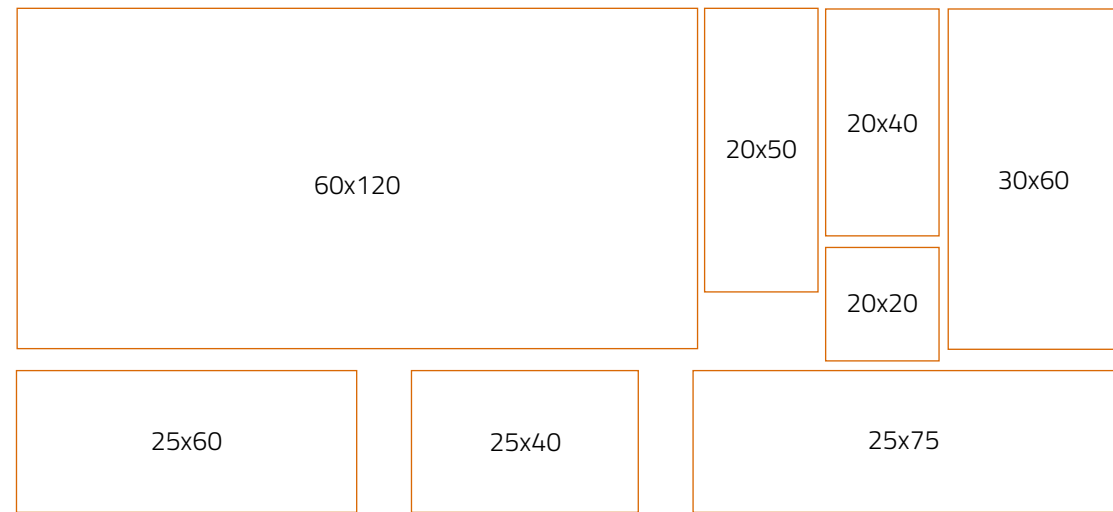


DRESS  
YOUR  
HOME





RIVESTIMENTI | WALL TILES

302	ANTARES	20x50
102	BEST	25x60
298	BRAVA	25x60
184	DECORI RESINA	60x120
170	DECORI URBAN STONE	60x120
46	ESSENZIALE	25x75
10	FEELWOOD	25x75
60	FIJI	25,75
304	FLORA	20x50
30	KARMA	25x75
82	KI MATCH	25x60
116	LUCE LUX	20x20
116	LUCE MATT	20x20
108	MARVEL	25x60
52	NAIF	25x75
40	NATIVE	25x75
20	PAPEETE	25x75
72	PORTOFINO	25x60
66	SETA	30x60
112	SHINE	25x60
92	VERNISSAGE	25x60
303	VICKY	20x50
297	WEISS	25x60
297	WHITE AND WHITE	25x40
300	WHITE AND WOOD	25x40
66	WHITE PROJECT	30x60
297	WHITE SPRING	20x40

PAVIMENTI | FLOOR TILES

314	ALPI	60x60
152	BAITA	20x90
312	BALI	60x60   30x60
310	BESTONE	30x60
232	BLOCK	80x80   60x60
198	CITY LIFE	60x120   60x60   30x60
282	COTTI D'EREMO	22x44
214	DEA	60x120   90x90   40x60   22x22 60x60 2cm
272	ETERNA	30x60   22x44
206	EUROPA	60x120   60x60 60x60 2cm
244	LUBERON	40x60
238	LUCANIA	60x60
260	METROPOLIS	30x60   22x44
224	MISTERY	60x120   60x60   30x60
308	NOTTINGHAM	15x60
184	RESINA	60x120   90x90   60x60
314	RIFLESSI	45x45
136	OAK	30x120   20x120   20x90
144	ONTARIO	30x120   20x120
306	OUT & IN	15x60
290	PALINURO	34x34
278	PIETRA DI BISMANTOVA	30x60
268	POLAR	40x60   22x44
248	POLINESIA	30x60   22x22 60x60 2cm
124	TENDER	20x120
160	URBAN STONE	60x120   80x80   60x60   30x60 60x60 2cm

◆◆ | GLOSSY | LUCIDO

◆ | WHITE BODY | PASTA BIANCA

### 60x120

DECORI URBAN STONE	170
DECORI RESINA	184

### 30x60

WHITE PROJECT ◆	66
SETA	66

### 25x40

WHITE AND WHITE	297
WHITE AND WOOD	300

### 20x50

ANTARES	302
FLORA	304
VICKY ◆◆	303

### 20x40

WHITE SPRING	297
--------------	-----

### 25x75

FEELWOOD	10
PAPEETE	20
ESSENZIALE	46
NATIVE	40
FIJI ◆◆◆	60
KARMA	30
NAIF ◆	52

### 25x60

PORTOFINO	72
BEST	102
KI MATCH	82
VERNISSAGE	92
MARVEL	108
SHINE ◆◆	112
WEISS ◆◆	297
BRAVA	298

### 20x20

LUCE LUX ◆◆	116
LUCE MATT	116

Special 2 CM | 2 centimetri | PAG 316

### 60x120

RESINA	184
EUROPA	206
URBAN STONE	160
MISTERY	224
CITY LIFE	198
DEA	214
DECORI RESINA	184
DECORI URBAN STONE	170

### 90x90

RESINA	184
DEA	214

### 80x80

URBAN STONE	160
BLOCK	232

### 60x60 2cm

EUROPA	206
URBAN STONE	160
DEA	214
POLINESIA	248

### 60x60

RESINA	184
EUROPA	206
URBAN STONE	160
MISTERY	224
CITY LIFE	198
BLOCK	232
ALPI	314
LUCANIA	238
BALI	312

### 40x60

DEA	214
LUBERON	244
POLAR	268

### 45,5x45,5

RIFLESSI	314
----------	-----

### 34x34

PALINURO	290
----------	-----

### 30x60

URBAN STONE	160
MISTERY	224
CITY LIFE	198
ETERNA	272
PIETRA DI BISMANTOVA	278
METROPOLIS	260
POLINESIA	248
BESTONE	310
BALI	312

### 22x22

DEA	214
POLINESIA	248

### 21,6x43,5

POLAR	268
ETERNA	272
METROPOLIS	260
COTTI D'EREMO	282

LEGNI | WOOD | PAG 122

### 30x120

ONTARIO	144
OAK	136

### 20x120

ONTARIO	144
OAK	136
TENDER	124

### 20x90

OAK	136
BAITA	152


### 15x60

OUT & IN	306
NOTTINGHAM	308



**RIVESTIMENTI | WALL TILES**

Web site  
More info



# FEELWOOD

Bicottura tradizionale  
Traditional double fired  
Bi-cuisson traditionnelle  
Zweibrandfliesen

Monocalibro / Monocaliber / Monocalibre / In einem werkmaß

▼  
8 mm  
▲



25x75  
10"x29,5"



## FeelWood



### COMPO FEEL HEMP



FORMATO Size	SPESSORE Thickness	SCATOLE Boxes			PALETTE Pallets		
		pcs	m <sup>2</sup>	kg	box	m <sup>2</sup>	kg
FEELWOOD 25x75	8	8	1,50	20,50	45	67,50	940,50
HEMP 25x75	8	8	1,50	20,50	45	67,50	940,50
CANNÉ	8	8	1,50	20,50	45	67,50	940,50
FEEL MARBLE 25x75	8	8	1,50	20,50	45	67,50	940,50
FEEL MIX 25x75	8	8	1,50	20,50	45	67,50	940,50
COMPO FEEL HEMP 25x75	8	6	1,125	15,37	60	67,50	940,50






WALL TILE | **CANNÉ ALMOND + FEEL MARBLE GREY** | 25x75



WALL TILE | **FEEL MARBLE ALMOND + CANNÉ BROWN** | 25x75



WALL TILE | **HEMP ALMOND + COMPO FEEL HEMP** | 25x75



WALL TILE | **FEEL MIX GREY + FEEL MIX IVORY** | 25x75

# FEELWOOD | 25x75

8mm

## HEMP



IFWR06 - HEMP ALMOND / 25x75 ■ 71



IFWR05 - HEMP GREY / 25x75 ■ 71



IFWR07 - HEMP BROWN / 25x75 ■ 71

## CANNÈ



IFWR11 - CANNÈ ALMOND / 25x75 ■ 71



IFWR10 - CANNÈ GREY / 25x75 ■ 71



IFWR09 - CANNÈ BROWN / 25x75 ■ 71

## Feel MIX



IFWD03 - FEEL MIX ALMOND / 25x75 ■ 66



IFWD02 - FEEL MIX GREY / 25x75 ■ 66



IFWD04 - FEEL MIX IVORY / 25x75 ■ 66

## Feel MARBLE



IFWR12 - FEEL MARBLE ALMOND / 25x75 ■ 66



IFWR13 - FEEL MARBLE GREY / 25x75 ■ 66



IFWR01 - FEEL WOOD IVORY / 25x75 ■ 66



IFWR01 25x75  
FEELWOOD IVORY



IFWR08 - DEC. COMPO FEEL HEMP [A+B+C] / 25x75 ■ 115

Compo Feel HEMP

\*NB: prezzo per scatola completa.  
\*NB: price per full box.

6 pz

Cod.

90°  
180°

HEMP Brown



90°  
180°

CANNÈ Brown



MATCHING FLOOR | Pag. 314

ALPI | 60X60 | Rettificato




PF00021814 - ALPI GRIGIO / 60x60 ■ 66




PF00021813 - ALPI BEIGE / 60x60 ■ 66

FEELWOOD  
**HEMP**




HEMP ALMOND

FEELWOOD  
**CANNÈ**



CANNÈ ALMOND

Web site  
More info



# PAPEETE

Bicottura tradizionale  
Traditional double fired  
Bi-cuisson traditionnelle  
Zweibrandfliesen

Monocalibro / Monocaliber / Monocalibre / In einem werkmass

▼  
8 mm  
▲



25x75  
10"x29,5"



## Papeete

### PAPEETE

Papeete White



### TAHITI

Cold

Warm



Papeete Cold




Papeete Warm


### MOOREA

Cold

Warm



Essenziale Bianco



### FORMATO

Size

cm  
FONDI 25x75  
TAHITI 25x75  
MOOREA 25x75

### SPESSORE

Thickness

mm  
8  
8  
8

### SCATOLE

Boxes

pcs  
8  
8  
8



m<sup>2</sup>  
1,50  
1,50  
1,50

kg  
20,50  
20,50  
20,50

### PALETTE

Pallets



box  
45  
45  
45

m<sup>2</sup>  
67,50  
67,50  
67,50

kg  
940,50  
940,50  
940,50





WALL TILE | PAPEETE **WHITE** + TAHITI **BLUE** + PAPEETE **COLD** | 25x75



WALL TILE | TAHITI **MAGENTA** | 25x75

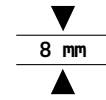


WALL TILE | ESSENZIALE **BIANCO + MOOREA COLD** | 25x75



WALL TILE | ESSENZIALE **BIANCO + MOOREA WARM** | 25x75

# PAPEETE | 25x75



**PAPER01 - PAPEETE WHITE / 25x75** ■ 64



**PAPER01 - PAPEETE WHITE / 25x75** ■ 64




**IPED01 - DEC. TAHITI BLUE / 25x75** ■ 71



**IPED02 - DEC. TAHITI MAGENTA / 25x75** ■ 71



**IPER02 - COMPO TAHITI BLUE [A+B] / 25x75** ■ 96



**IPER03 - COMPO TAHITI MAGENTA [A+B] / 25x75** ■ 96




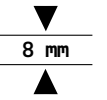
**IPER06 - PAPEETE COLD / 25x75** ■ 64




**IPER07 - PAPEETE WARM / 25x75** ■ 64

**Cod.** \*NB: prezzo per scatola completa.  
\*NB: price per full box.

# PAPEETE | 25x75




**IESR01 - ESSENZIALE BIANCO / 25x75** ■ 64



**IESR01 - ESSENZIALE BIANCO / 25x75** ■ 64



**IPED03 - DEC. MOOREA COLD / 25x75** ■ 71



**IPED04 - DEC. MOOREA WARM / 25x75** ■ 71



**IPER04 - COMPO MOOREA COLD [A+B] / 25x75** ■ 96



**IPER05 - COMPO MOOREA WARM [A+B] / 25x75** ■ 96

**Cod.** \*NB: prezzo per scatola completa.  
\*NB: price per full box.



PAPEETE WHITE

# PAPEETE



TAHITI MAGENTA

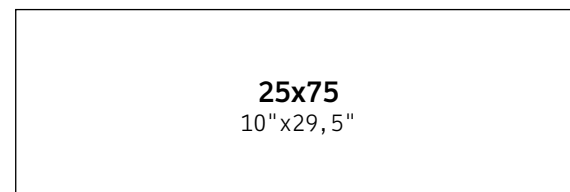
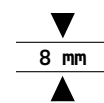
Web site  
More info



# KARMA

Bicottura tradizionale  
Traditional double fired  
Bi-cuisson traditionnelle  
Zweibrandfliesen

Monocalibro / Monocaliber / Monocalibre / In einem werkmass



## Karma



Size Formato	SCATOLE Boxes			PALETTE Pallets		
	Pz	m <sup>2</sup>	Kg	Box	m <sup>2</sup>	Kg
Cm 25x75						
25X75	8	1,50	20,50	45	67,50	940,50
STRIPE 25X75	8	1,50	20,50	45	67,50	940,50
MOKSA + LEVIOSA + ORIGAMI	8	1,50	20,50	45	67,50	940,50



WALL TILE | KARMA IVORY + COMPO NATURA | 25x75



WALL TILE | COMPO RELAX + KARMA TAUPE | 25x75



WALL TILE | **MOKSA WARM** | 25x75



WALL TILE | **KARMA SMERALDO + COMPO EDEN** | 25x75




WALL TILE | **STRIPE SMERALDO** | 25x75



WALL TILE | **DEC ORIGAMI + TAUPE** | 25x75


# KARMA | 25x75

8 mm




IKAR01 - KARMA IVORY / 25x75

64



IKAR05 - STRIPE K. IVORY / 25x75

66




IKAR02 - KARMA TAUPE / 25x75

64



IKAR06 - STRIPE K. TAUPE / 25x75

66




IKAR03 - KARMA BLU / 25x75

64



IKAR07 - STRIPE K. BLU / 25x75

66



IKAR04 - KARMA SMERALDO / 25x75

64



IKAR08 - STRIPE K. SMERALDO / 25x75

66

MOKSA



IKAR14 - DEC MOKSA COLD / 25x75

77



IKAR15 - DEC MOKSA WARM / 25x75

77

MOKSA

LEVIOSA



IKAR13 - DEC K. LEVIOSA / 25x75

77



IKAR11 - DEC K. ORIGAMI / 25x75

71

ORIGAMI

# KARMA

EDEN



IKAR12. - DEC K. COMPO EDEN [A+B+C] 25x75

118

\*Nota: prezzo per scatola da 6 pz.



NATURA



IKAR10. - DEC K. COMPO NATURA [A+B+C] 25x75

118


\*Nota: prezzo per scatola da 6 pz.



VIRTUAL SHOWROOM



[www.ideaceramica.net/karma](http://www.ideaceramica.net/karma)



RELAX



IKAR09. - DEC K. COMPO RELAX [A+B+C+D] 25x75

126

\*Nota: prezzo per scatola da 8 pz.




\*NB: prezzo per scatola completa.  
\*NB: price per full box.

Cod.

\*NB: prezzo per scatola completa.  
\*NB: price per full box.

Cod.

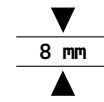
Web site  
More info



# NATIVE

Bicottura tradizionale  
Traditional double fired  
Bi-cuisson traditionnelle  
Zweibrandfliesen

Monocalibro / Monocaliber / Monocalibre / In einem werkmass




**25x75**  
10"x29,5"



## Native

NATIVE

Beige




BLOCKS

Beige



WALLBRICK


Beige




COMP. OASI



Grigio




Grigio



Grigio



Ghiaccio



Size Formato	SCATOLE Boxes			PALETTE Pallets		
	Pz	m <sup>2</sup>	Kg	Box	m <sup>2</sup>	Kg
Cm 25x75						
25X75	8	1,50	20,50	45	67,50	940,50
BLOCKS	8	1,50	20,50	45	67,50	940,50
WALLBRICK	8	1,50	20,50	45	67,50	940,50
OASI [A+B]	8	1,50	20,50	-	-	-
MOSAICO 30x30	5	-	6	-	-	-
Stick BLITZ 1x75	8	-	0,70	-	-	-






WALL TILE | **WALLBRICK GRIGIO + NATIVE GHIACCIO** | 25x75



WALL TILE | **BLOCKS GRIGIO + NATIVE GHIACCIO** | 25x75

# NATIVE | 25x75

▼  
8 mm  
▲



INVR01 - NATIVE - GHIACCIO / 25x75 ■ 66



INVR01 - NATIVE - GHIACCIO / 25x75 ■ 66



INVR06 - BLOCKS - BEIGE / 25x75 ■ 71



INVR07 - BLOCKS - GRIGIO / 25x75 ■ 71



INVR04 - WALLBRICK - BEIGE / 25x75 ■ 71




INVR05 - WALLBRICK - GRIGIO / 25x75 ■ 71




INVR02 - NATIVE - BEIGE / 25x75 ■ 66



INVR03 - NATIVE - GRIGIO / 25x75 ■ 66



UR014 Stick BLITZ BRONZO / 1x74,8 ■ 28

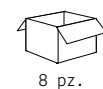


UR015 Stick BLITZ SILVER / 1x74,8 ■ 28

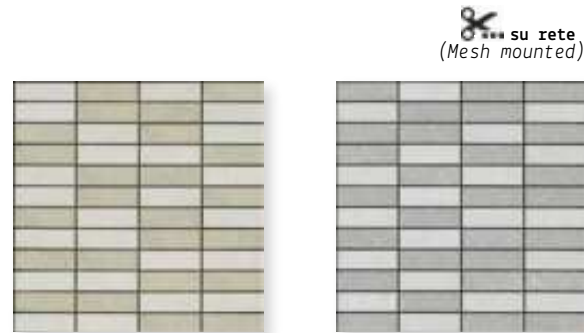


INVR08 - COMP - OASI [A+B] / 25x75 ■ 130

Cod. \*NB: prezzo per scatola completa.  
\*NB: price per full box.



8 pz.



✂ su rete  
(Mesh mounted)


INVM01 - MOS.NATIVE MIX BEIGE / 30x30 ■ 25

INVM02 - MOS.NATIVE MIX GRIGIO / 30x30 ■ 25

# NATIVE



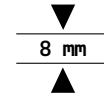
Web site  
More info



# ESSENZIALE

Bicottura tradizionale  
Traditional double fired  
Bi-cuisson traditionnelle  
Zweibrandfliesen

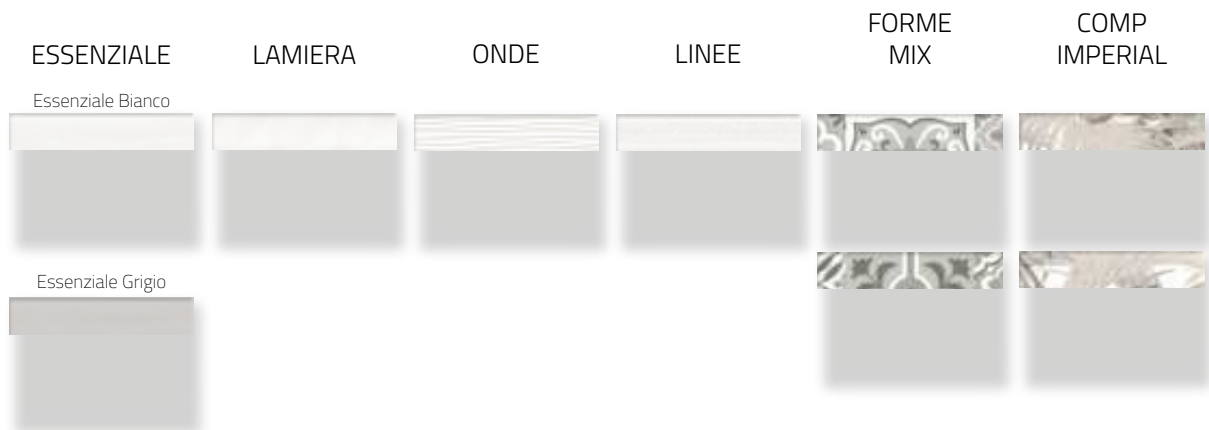
Monocalibro / Monocaliber / Monocalibre / In einem werkmass



**25x75**  
10"x29,5"



## EsSENZIALE



Size Formato	SCATOLE Boxes			PALETTE Pallets		
	Pz	m <sup>2</sup>	Kg	Box	m <sup>2</sup>	Kg
Cm 25x75						
BIANCO & GRIGIO	8	1,50	20,50	45	67,50	940,50
STRUTTURATI	8	1,50	20,50	45	67,50	940,50
FORME MIX	8	1,50	20,50	-	-	-
IMPERIAL [A+B]	8	1,5	20,50	-	-	-
Stick Blitz 1x75	8	-	0,70	-	-	-



WALL TILE | **ESSENZIALE GRIGIO + COMP IMPERIAL** | 25x75




WALL TILE | **ONDE ESSENZIALE** | 25x75



WALL TILE | **LAMIERA ESSENZIALE** | 25x75

# ESSENZIALE | 25x75

# ESSENZIALE




25x75 ESSENZIALE BIANCO IESR01 ■ 64




25x75 LAMIERA ESSENZIALE IESR02 ■ 66




25x75 ONDE ESSENZIALE IESR03 ■ 66



25x75 LINEE ESSENZIALE IESR04 ■ 66




25x75 ESSENZIALE GRIGIO IESR08 ■ 64



25x75 ESSENZIALE FORME MIX IESR06 ■ 71

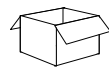


UR015 Stick BLITZ SILVER 1x74,8 / 0,39"x29,5" ■ 28



25x75 ESSENZIALE IMPERIAL [ A+B ] IESR07 ■ 130

Ripetibili / Verticale / Orizzontale  
Seamless / Vertical / Horizontal



8 pz x Box  
1,5 Mq.


[4 pz. A]  
[4 pz. B]

Cod. \*NB: prezzo per scatola completa.  
\*NB: price per full box.



COMPO IMPERIAL

Web site  
More info



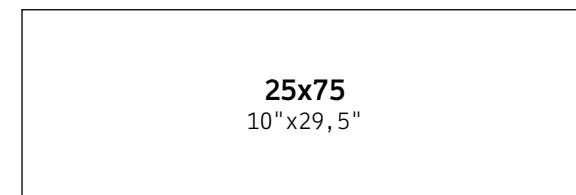
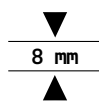
## Pasta Bianca

White Body

# NAIF

### Rettificato

Rectified  
Rectifié



## Pasta Bianca | White Body

L'impasto, essendo composto da materie prime ricche di ossido di titanio conferisce un grado di bianco alla piastrella che ricorda molto la preziosa porcellana. La bicottura in pasta bianca è un materiale pregiato che garantisce facilità di lavorazione.

The dough, being composed of raw materials rich in titanium oxide, gives a degree of whiteness to the tile which is very reminiscent of the refined porcelain. The double-fired white body is a precious material that guarantees ease of processing.

Die Mischung, die aus titanoxidreichen Rohstoffen besteht, verleiht der Fliese eine Nuance von Weiß, die sehr an kostbares Porzellan erinnert. Die Weißscherbige Zweibrandfliese ist ein wertvolles Material, das eine einfache Verarbeitung garantiert.

La pâte, constituée de matières premières riches en oxyde de titane, donne au carreau un degré de blancheur qui rappelle beaucoup la précieuse porcelaine. La biccuisson en pâte blanche est un matériau précieux qui garantit une facilité de traitement.

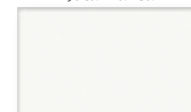
Size Formato	SCATOLE Boxes			PALETTE Pallets		
	Pz	m <sup>2</sup>	Kg	Box	m <sup>2</sup>	Kg
Cm 25x75						
25X75	8	1,50	20,50	45	67,50	940,50
CERCHI	8	1,50	20,50	45	67,50	940,50
FLORA	8	1,50	20,50	45	67,50	940,50
ACQUERELLO	8	1,50	20,50	45	67,50	940,50
CASCATA	4	0,75	9,60	-	-	-




## Naif

### NAIF

Juta Bianca



Acciaio



Aquamarine



Velluto Blu



Smeraldo



### CERCHI

Dark



Light



### COMP. ACQUERELLO



### COMP. FLORA



### COMP. CASCATA





WALL TILE | **CERCHI DARK + NAIF JUTA BIANCA + NAIF ACCIAIO** | 25x75

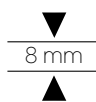


WALL TILE | **NAIF JUTA BIANCA + NAIF SMERALDO + COMPO FLORA** | 25x75



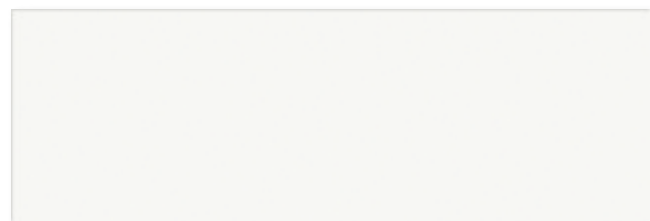
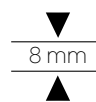
**Rettificato**  
Rectified  
Rectifié

**NAIF** | 25x75




**Rettificato**  
Rectified  
Rectifié


**NAIF** | 25x75



INAR01RV - NAIF - JUTA BIANCA / 25x75 / (PBRV) ■ 71



INAR02RV - NAIF - ACCIAIO / 25x75 / (PBRV) ■ 71



INAR03RV - NAIF - AQUAMARINE / 25x75 / (PBRV) ■ 73



INAR04RV - NAIF - VELLUTO BLU / 25x75 / (PBRV) ■ 73



INAR05RV - NAIF - SMERALDO / 25x75 / (PBRV) ■ 73



INAD02RV - CERCHI DARK / 25x75 / (PB) ■ 77



INAD01RV - CERCHI LIGHT / 25x75 / (PBRV) ■ 77




INAD03RVC - COMP. ACQUERELLO [A+B+C+D] / 25x75 / (PB) ■ 134

\*Nota: prezzo per scatola da 8 pz.



INAD05RVC - COMP. FLORA [A+B] / 25x75 / (PB) ■ 134

\*Nota: prezzo per scatola da 8 pz.



INAD04RVC - COMP. CASCATA [A+B] / 25x75 / (PB) ■ 118

\*Nota: prezzo per scatola da 4 pz.

Cod. \*NB: prezzo per scatola completa.  
\*NB: price per full box.



**VIRTUAL  
SHOWROOM**



[www.ideaceramica.net/naif](http://www.ideaceramica.net/naif)





WALL TILE | NAIF VELLUTO BLU + NAIF JUTA BIANCA + COMPO CASCATA | 25x75

NAIF




Cerchi Light

Cascata

Acquerello

Web site  
More info



## Pasta Bianca

White Body

**Glossy**  
LUCIDO

# Fiji

**Rettificato**  
Rectified  
Rectifié

▼  
8 mm  
▲

**25x75**  
10"x29,5"



## Pasta Bianca | White Body

L'impasto, essendo composto da materie prime ricche di ossido di titanio conferisce un grado di bianco alla piastrella che ricorda molto la preziosa porcellana. La bicottura in pasta bianca è un materiale pregiato che garantisce facilità di lavorazione.

The dough, being composed of raw materials rich in titanium oxide, gives a degree of whiteness to the tile which is very reminiscent of the refined porcelain. The double-fired white body is a precious material that guarantees ease of processing.

Die Mischung, die aus titanoxidreichen Rohstoffen besteht, verleiht der Fliese eine Nuance von Weiß, die sehr an kostbares Porzellan erinnert. Die Weißscherbige Zweibrandfliese ist ein wertvolles Material, das eine einfache Verarbeitung garantiert.

La pâte, constituée de matières premières riches en oxyde de titane, donne au carreau un degré de blancheur qui rappelle beaucoup la précieuse porcelaine. La biccuisson en pâte blanche est un matériau précieux qui garantit une facilité de traitement.


Size Formato	SCATOLE Boxes			PALETTE Pallets		
	Pz	m <sup>2</sup>	Kg	Box	m <sup>2</sup>	Kg
Cm 25x75						
25X75	8	1,50	20,50	45	67,50	940,50
EDERA 3D	8	1,50	20,50	45	67,50	940,50
MURANO	8	1,50	20,50	45	67,50	940,50
PETALI	6	-	14,40	-	-	-
VETRO	4	-	9,60	-	-	-
Stick FIJI 0,5x75	10	-	0,08	-	-	-



**Glossy**  
LUCIDO

# Fiji

<b>FIJI</b> Bianco	<b>EDERA</b> Bianco	<b>MURANO</b> Bianco	<b>COMP. PETALI</b>
<b>Acqua</b>	<b>Acqua</b>	<b>Acqua</b>	
<b>Blu Notte</b>	<b>Blu Notte</b>	<b>Blu Notte</b>	
<b>Menta</b>	<b>Menta</b>		<b>COMP. VETRO</b>
<b>Grigio</b>			



WALL TILE | **Fiji MENTA + Fiji BIANCO + COMP. VETRO** | 25x75



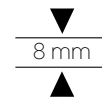
WALL TILE | **MURANO BIANCO + MURANO ACQUA** | 25x75



**Rettificato**  
Rectified  
Rectifié

**Fiji** | 25x75


**Glossy**  
LUCIDO




**Rettificato**  
Rectified  
Rectifié

**Fiji** | 25x75

**Glossy**  
LUCIDO



IFIR02RV - FIJI - GRIGIO / 25x75 / (PBRV) ■ 73



IFIR01RV - FIJI - BIANCO / 25x75 / (PBRV) ■ 73



IFIR03RV - FIJI - MENTA / 25x75 / (PBRV) ■ 75



IFIR04RV - FIJI - ACQUA / 25x75 / (PBRV) ■ 75



IFIR05RV - FIJI - BLU NOTTE / 25x75 / (PBRV) ■ 75



IFIR10RV - EDERA 3D BIANCO / 25x75 / (PBRV) ■ 74




IFIR30RV - EDERA 3D MENTA / 25x75 / (PBRV) ■ 76



IFIR40RV - EDERA 3D ACQUA / 25x75 / (PBRV) ■ 76



IFIR50RV - EDERA 3D BLU NOTTE / 25x75 / (PB) ■ 76



IFID01RV - MURANO BIANCO / 25x75 / (PBRV) ■ 77



IFID02RV - MURANO ACQUA / 25x75 / (PBRV) ■ 77



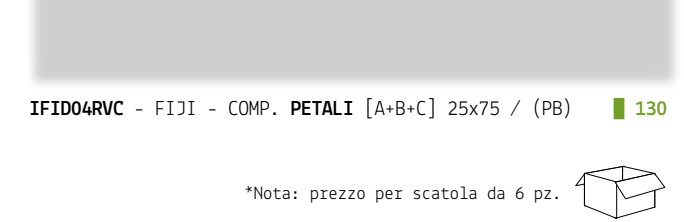
IFID03RV - MURANO NOTTE / 25x75 / (PBRV) ■ 77



IFID04RVC - FIJI - COMP. PETALI [A+B+C] 25x75 / (PB) ■ 130



IFID04RVC - FIJI - COMP. PETALI [A+B+C] 25x75 / (PB) ■ 130

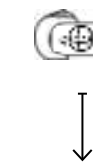


IFID04RVC - FIJI - COMP. PETALI [A+B+C] 25x75 / (PB) ■ 130

\*Nota: prezzo per scatola da 6 pz.



**VIRTUAL  
SHOWROOM**



[www.ideaceramica.net/showroom-360-fiji](http://www.ideaceramica.net/showroom-360-fiji)



IFID05RVC - FIJI - COMP. VETRO [A+B] 25x75 / (PB) ■ 118

\*Nota: prezzo per scatola da 4 pz.

IFIS04 - FIJI - STICK GRIGIO / 0,5x75 ■ 25

IFIS02 - FIJI - STICK MENTA / 0,5x75 ■ 25

IFIS01 - FIJI - STICK ACQUA / 0,5x75 ■ 25

IFIS03 - FIJI - STICK NOTTE / 0,5x75 ■ 25



Cod. \*NB: prezzo per scatola completa.  
\*NB: price per full box.

Web site  
More info

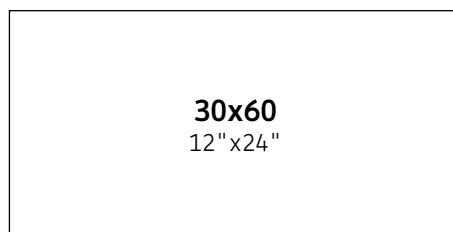
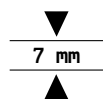


# WHITE PROJECT

## Pasta Bianca

White Body

Monocalibro / Monocaliber / Monocalibre / In einem werkmass



## Pasta Bianca | White Body

L'impasto, essendo composto da materie prime ricche di ossido di titanio conferisce un grado di bianco alla piastrella che ricorda molto la preziosa porcellana. La bicottura in pasta bianca è un materiale pregiato che garantisce facilità di lavorazione.

The dough, being composed of raw materials rich in titanium oxide, gives a degree of whiteness to the tile which is very reminiscent of the refined porcelain. The double-fired white body is a precious material that guarantees ease of processing.

Die Mischung, die aus titanoxidreichen Rohstoffen besteht, verleiht der Fliese eine Nuance von Weiß, die sehr an kostbares Porzellan erinnert. Die Weißscherbige Zweibrandfliese ist ein wertvolles Material, das eine einfache Verarbeitung garantiert.

La pâte, constituée de matières premières riches en oxyde de titane, donne au carreau un degré de blancheur qui rappelle beaucoup la précieuse porcelaine. La biccuisson en pâte blanche est un matériau précieux qui garantit une facilité de traitement.



## White Project



## Seta

◆ Matt

◆ Blossy  
LUCIDO

DECO

◆ Matt




SETA

White LUX

Grigio ◆ Matt

White MATT

Beige







L36 Beige

Beige ◆ Matt

M36 Beige



Grigio



L36 Grey

M36 Grey

Ghiaccio





BUMP

BUMP

L36 Bump LUX

M36 Bump MATT



FORMATO Size	SPESSORE Thickness	SCATOLE Boxes	PALETTE Pallets	
cm	mm	pcs	m <sup>2</sup>	kg
30x60	7	8	1,44	18,20
			72	103,68
				1330

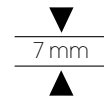


WALL TILE | **WHITE MATT** | 30x60

WALL TILE | **WHITE MATT** | 30x60




# WHITE PROJECT | 30x60



Glossy  
LUCIDO

Matt




MWBI02M White Project WHITE LUX / 30x60 █ 53



MWBI08M White Project L36BEIGE LUX / 30x60 █ 53



MWBI07M White Project L36GREY LUX / 30x60 █ 53




MWBI10M White Project M36 DECO GRIGIO / 30x60 █ 64




MWBI04M White Project L36BUMP LUX / 30x60 █ 53


Bump




MWBI01M White Project WHITE MATT / 30x60 █ 53




MWBI06M White Project M36BEIGE MATT / 30x60 █ 53



MWBI05M White Project M36GREY MATT / 30x60 █ 53



MWBI09M White Project M36 DECO BEIGE / 30x60 █ 64

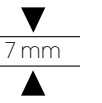


MWBI03M White Project M36BUMP MATT / 30x60 █ 53

Bump



# SETA | 30x60



Matt



IWSI01M Seta GHIACCIO / 30x60 █ 59



IWSI02M Seta GRIGIO / 30x60 █ 59




IWSI03M Seta BEIGE / 30x60 █ 59

Matching Stick: 0,5x60 10 pz.

BS001 Stick CHIC SILVER / 0,5x60 █ 33

BS002 Stick CHIC GOLD / 0,5x60 █ 33

Web site  
More info



**Glossy**  
LUCIDO

# PORTOFINO

Bicottura tradizionale  
Traditional double fired  
Bi-cuisson traditionnelle  
Zweibrandfliesen

Monocalibro / Monocaliber / Monocalibre / In einem werkmass


▼  
8 mm  
▲

**25x60**  
10"x24"



**Glossy**  
LUCIDO

## Portofino



FORMATO Size	SPESSORE Thickness	SCATOLE Boxes			PALETTE Pallets		
cm	mm	pcs	m <sup>2</sup>	kg	box	m <sup>2</sup>	kg
25x60	8	10	1,50	19,50	48	72,00	954
<b>KLAUS</b> 25x60	8	10	1,50	19,50	48	72,00	954
CASCATA <b>KLAUS</b> 25x60	8	10	1,50	19,50	48	72,00	954
<b>MUMM + AURORA</b>	8	10	1,50	19,50	48	72,00	954





WALL TILE | PORTOFINO BIANCO + DEC. KLAUS SMERALDO + CASCATA KLAUS SMERALDO | 25x60



WALL TILE | PORTOFINO BIANCO + DEC. KLAUS AZZURRO + CASCATA KLAUS CASCATA | 25x60




WALL TILE | PORTOFINO SMERALDO + DEC. KLAUS SMERALDO | 25x60



WALL TILE | PORTOFINO AZZURRO + DEC. KLAUS AZZURRO | 25x60


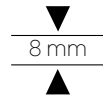


WALL TILE | DEC MUMM | 25x60




WALL TILE | PORTOFINO AZZURRO + DEC. AURORA | 25x60

# PORTOFINO | 25x60



IPFR01 - PORTOFINO BIANCO / 25x60 ■ 62



IPFR01 - PORTOFINO BIANCO / 25x60 ■ 62



IPFD01 - PORTOFINO DEC. KLAUS AZZURRO / 25x60 ■ 73



IPFD04 - PORTOFINO DEC. KLAUS SMERALDO / 25x60 ■ 73



IPFD05 - PORTOFINO / 25x60 CASCATA KLAUS AZZURRO ■ 77



IPFD06 - PORTOFINO / 25x60 CASCATA KLAUS SMERALDO ■ 77



IPFR03 - PORTOFINO AZZURRO / 25x60 ■ 62



IPFR02 - PORTOFINO SMERALDO / 25x60 ■ 62




IPFD03 - PORTOFINO DEC. AURORA / 25x60 ■ 73



IPFD02 - PORTOFINO DEC. MUMM / 25x60 ■ 73

MATCHING FLOOR | Pag. 290

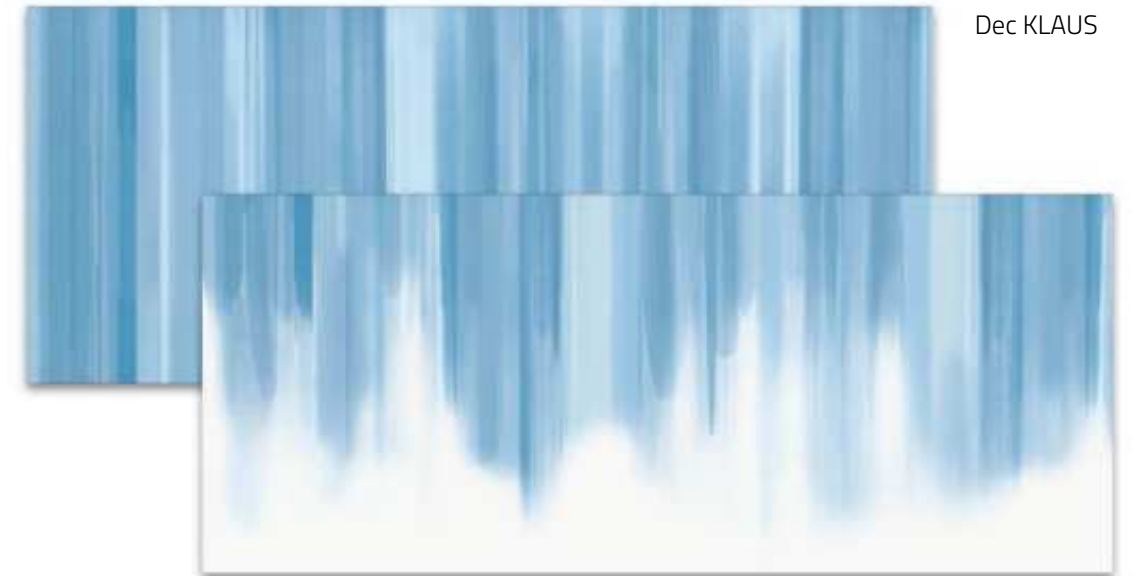
## PALINURO



Web site  
More info



# PORTOFINO



Dec KLAUS



CASCATA KLAUS

Dec AURORA



Dec MUM

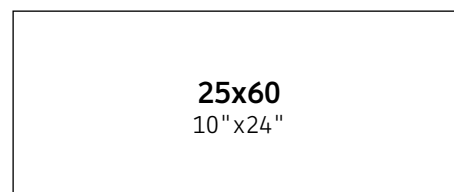
Web site  
More info



# KI MATCH

Bicottura tradizionale  
Traditional double fired  
Bi-cuisson traditionnelle  
Zweibrandfliesen

Monocalibro / Monocaliber / Monocalibre / In einem werkmass




## Ki Match

FONDI

KENZIA



Grey

Grey



Beige

Beige



White




Mud

Mud



Navy

Navy



SKETCH UNI

PLANK



FORMATO Size	SPESSORE Thickness	SCATOLE Boxes			PALETTE Pallets		
cm	mm	pcs	m <sup>2</sup>	kg	box	m <sup>2</sup>	kg
25x60	8	10	1,50	19,50	48	72,00	954
DECORI	8	10	1,50	19,50	48	72,00	954

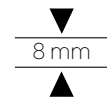


WALL TILE | **KI MATCH GREY + KENZIA GREY** | 25x60



WALL TILE | **KI MATCH WHITE + KI MATCH MUD + PLANK MUD** | 25x60


# KI MATCH | 25x60



## FONDI



25x60 GREY  
IKYR03 ■ 56



25x60 BEIGE  
IKYR02 ■ 56



25x60 WHITE  
IKYR01 ■ 56



25x60 MUD  
IKYR04 ■ 56



25x60 NAVY  
IKYR05 ■ 56

## DECORI



25x60 KENZIA GREY  
IKYD05 / 8 faces ■ 63



25x60 KENZIA BEIGE  
IKYD04 / 8 faces ■ 63



25x60 SKETCH UNI  
IKYD03 / 8 faces ■ 63







25x60 PLANK MUD  
IKYD01 / 8 faces ■ 63






25x60 PLANK NAVY  
IKYD02 / 8 faces ■ 63

# KI MATCH | 25x60

## WARM



## COLD



Kenzia

Sketch UNI

Plank


# KI MATCH | 25x60



**Kenzia / 8 faces**

# KI MATCH | 25x60

*Plank / 8 faces*




**Sketch UNI / 8 faces**



# KI MATCH



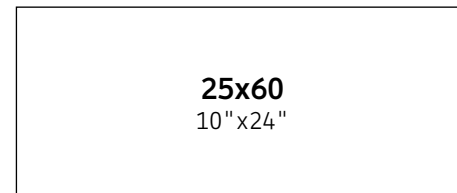
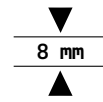
Web site  
More info




# VERNISSAGE

Bicottura tradizionale  
Traditional double fired  
Bi-cuisson traditionnelle  
Zweibrandfliesen

Monocalibro / Monocaliber / Monocalibre / In einem werkmass



## Vernissage



FORMATO Size	SPESSORE Thickness	SCATOLE Boxes	PALETTE Pallets	
cm	mm	pcs	m <sup>2</sup>	kg
25x60	8	10	1,50	19,50
TROPICANA	8	10	1,50	19,50

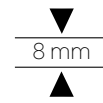


WALL TILE | **COMPO TROPICANA + TRAME OLIVA** | 25x60



WALL TILE | **TRAME CENERE + PATTERN MIX CENERE** | 25x60

# VERNISSAGE | 25x60



IVA300 Vernissage **OLIVA** / 25x60 ■ 64



IVA350 TRAME **OLIVA** / 25x60 ■ 66



IVA600 Vernissage **CENERE** / 25x60 ■ 62




IVA650 TRAME **CENERE** / 25x60 ■ 66



IVA400 Vernissage **DENIM** / 25x60 ■ 64



IVA450 TRAME **DENIM** / 25x60 ■ 66



IVA100 Vernissage **NEVE** / 25x60 ■ 62




IVA150 TRAME **NEVE** / 25x60 ■ 66



IVA500 Vernissage **PORPORA** / 25x60 ■ 64



IVA550 TRAME **PORPORA** / 25x60 ■ 66



IVA200 Vernissage **ECRU** / 25x60 ■ 62



IVA250 TRAME **ECRU** / 25x60 ■ 66

# VERNISSAGE | 25x60

## TROPICANA



IVAR25 COMPOSIZIONE **TROPICANA**  
25x60 [10 facce] ■ 126



IVAR22 PATTERN MIX **CENERE** / 25x60 ■ 73

## PATTERN



IVAR21 PATTERN MIX **DENIM** / 25x60 ■ 73



IVAR23 ACRILICO **DENIM** / 25x60 ■ 73

## ACRILICO



IVAR24 ACRILICO **PORPORA** / 25x60 ■ 73

Matching Stick: 0,5x60 10 pz.

BS001 Stick CHIC SILVER / 0,5x60 ■ 33

BS002 Stick CHIC GOLD / 0,5x60 ■ 33



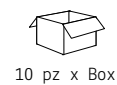
# TROPICANA | 25x60



01 A \* La prima da posare in angolo a SX.  
 01 A \* The first to be placed in the left corner.



120 cm



10 pz x Box

IVAR25 COMPOSIZIONE TROPICANA / 25x60 / 10 Facce

10 pz. (120x125 cm) 1,5 mq.  
 10 pz. per box (dalla 01 alla 10)

**Composizione 10 Facce / 10 Tiles**

120x125 h / Ripetibili / Verticale / Orizzontale  
 120x125 h / Seamless / Vertical / Horizontal

\*Prezzo per scatola da 10 pz. **126**

**Cod.** \*NB: prezzo per scatola completa.  
 \*NB: price per full box.

10 L  
09 I  
08 H  
07 G  
06 F



# VERNISSAGE



ACRILICO



PATTERN



TRAME




TROPICANA



TRAME



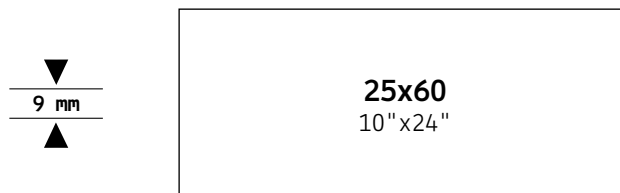
Web site  
More info




# BEST

Bicottura tradizionale  
Traditional double fired  
Bi-cuisson traditionnelle  
Zweibrandfliesen

Monocalibro / Monocaliber / Monocalibre / In einem werkmass



## Best



Size Formato	SCATOLE Boxes			PALETTE Pallets		
	Pz	m <sup>2</sup>	Kg	Box	m <sup>2</sup>	Kg
Cm 25x60						
25X60	9	1,35	19,18	48	64,80	938
LIST. CHIC 4x60	6	0,16	2,47	-	-	-
STICK CHIC 0,5x60	10	-	0,09	-	-	-

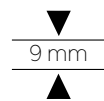


WALL TILE | **BEST IVORY + SCULPTURE IVORY + CHIC IVORY** | 25x60



WALL TILE | **SCULPTURE ULTRA WHITE + BEST ULTRA WHITE** | 25x60

# BEST | 25x60



# BEST



BS100 Best ICE / 25x60 █ 56



BS400 Best IVORY / 25x60 █ 56



BS300 WALL ICE / 25x60 █ 63



BS600 WALL IVORY / 25x60 █ 63



BS200 SCULPTURE ICE / 25x60 █ 63



BS500 SCULPTURE IVORY / 25x60 █ 63



BS700 Best ULTRA WHITE / 25x60 █ 56



BS101 LIST. CHIC ICE / 4x60 █ 28



BS401 LIST. CHIC IVORY / 4x60 █ 28



BS701 LIST. CHIC ULTRA WHITE / 4x60 █ 28



BS800 SCULPTURE ULTRA WHITE / 25x60 █ 63



BS001 STICK CHIC SILVER / 0,5x60 █ 33



BS002 STICK CHIC GOLD / 0,5x60 █ 33




Sculpture ULTRA WHITE

SCULPTURE

WALL

Web site  
More info



# MARVEL


Bicottura tradizionale  
Traditional double fired  
Bi-cuisson traditionnelle  
Zweibrandfliesen

Monocalibro / Monocaliber / Monocalibre / In einem werkmass

8 mm

20x60  
10"x24"

Esagono



Muretto




## Marvel



MATCHING FLOOR | Pag. 314

Riflessi | 45x45



FORMATO Size	SPESSORE Thickness	SCATOLE Boxes	PALETTE Pallets				
cm	mm	pcs	m <sup>2</sup>	kg	box	m <sup>2</sup>	kg
20x60	8	12	1,44	18,50	56	80,64	1055
MURETTO	8	12	1,44	18,50	56	80,64	1055
ESAGONO	8	12	1,44	18,50	56	80,64	1055
45x45 Floor	8,2	8	1,66	26,24	48	79,68	1260



WALL TILE | **MARVEL GRIGIO + MARVEL GRIGIO SCURO + MURETTO GRIGIO** | 20x60

WALL TILE | **ESAGONO GRIGIO** | 20x60

## MARVEL | 20x60

▼  
8 mm  
▲



IMAR03 - MARVEL GRIGIO / 20x60

■ 56



IMAR01 - MARVEL BEIGE / 20x60

■ 56



IMAR04 - MARVEL GRIGIO SCURO / 20x60

■ 56



IMAR02 - MARVEL BEIGE SCURO / 20x60

■ 56



IMAR21 - MARVEL MURETTO GRIGIO / 20x60

■ 63



IMAR20 - MARVEL MURETTO BEIGE / 20x60

■ 63



IMAR11 - MARVEL ESAGONO GRIGIO / 20x60

■ 63



IMAR10 - MARVEL ESAGONO BEIGE / 20x60

■ 63

MATCHING FLOOR | Pag. 314

## RIFLESSI | 45x45

▼  
8,2 mm  
▲

Pavimento



FRGR425 - RIFLESSI GRIGIO / 45,5x45,5


■ 50



FRBE425 - RIFLESSI BEIGE / 45,5x45,5

■ 50

Web site  
More info



Glossy  
LUCIDO

# SHINE


Bicottura tradizionale  
Traditional double fired  
Bi-cuisson traditionnelle  
Zweibrandfliesen

Monocalibro / Monocaliber / Monocalibre / In einem werkmass

8 mm

20x60  
10" x 24"

Mosaico



Muretto




Glossy  
LUCIDO Shine

SHINE	MURETTO	MOSAICO
UNI	Grigio	Grigio
UNI	Beige	Beige

MATCHING FLOOR | Pag. 314

Riflessi | 45x45



FORMATO Size	SPESSORE Thickness	SCATOLE Boxes	PALETTE Pallets
cm	mm	pcs	m <sup>2</sup> kg
20x60	8	12 1,44 18,50	56 80,64 1055
MURETTO	8	12 1,44 18,50	56 80,64 1055
MOSAICO	8	12 1,44 18,50	56 80,64 1055
45x45 Floor	8,2	8 1,66 26,24	48 79,68 1260



WALL TILE | SHINE BEIGE + SHINE UNI + MURETTO BEIGE | 20x60

◆ Glossy  
LUCIDO

## SHINE | 20x60

▼  
8 mm  
▲



I SHR03 - SHINE UNI BIANCO / 20x60

■ 56



I SHR01 - SHINE UNI BIANCO / 20x60

■ 56



I SHR03 - SHINE GRIGIO / 20x60

■ 56



I SHR02 - SHINE BEIGE / 20x60

■ 56



I SHR31 - SHINE MURETTO GRIGIO / 20x60

■ 63



I MAR21 - SHINE MURETTO BEIGE / 20x60

■ 63



I SHR30 - SHINE MOSAICO GRIGIO / 20x60

■ 63



I SHR20 - SHINE MOSAICO BEIGE / 20x60

■ 63

MATCHING FLOOR | Pag. 314

## RIFLESSI | 45x45

▼  
8,2 mm  
▲

Pavimento



FRGR425 - RIFLESSI GRIGIO / 45,5x45,5

■ 50



FRBE425 - RIFLESSI BEIGE / 45,5x45,5


■ 50

# LUCE LUX & LUCE MATT

Bicottura tradizionale  
Traditional double fired  
Bi-cuisson traditionnelle  
Zweibrandfliesen

Monocalibro / Monocaliber / Monocalibre / In einem werkmass

LUCE LUX



ILUR01 LUCE LUX / 20x20 ■ 39



ILUR10 FORM MINORI / 20x20 ■ 64

MINORI  
FORM

8 mm


20x20  
8"x8"

Glossy  
LUCIDO

33 FACCE



LUCE MATT



ILUR02 LUCE MATT / 20x20 ■ 39



ILUR20 CEMENTINE Mix /20x20 ■ 64

Cementine  
MIX

8 mm

20x20  
8"x8"

Matt

28 FACCE



Web site  
More info



FORMATO Size	SPESSORE Thickness	SCATOLE Boxes				PALETTE Pallets		
cm	mm	pcs	m <sup>2</sup>	kg	box	m <sup>2</sup>	kg	
20x20 LUCE LUX	8	30	1,20	16,23	72	86,40	1187	
20x20 LUCE MATT	8	30	1,20	16,23	72	86,40	1187	
20x20 CEMENTINE MIX	8	30	1,20	16,23	72	86,40	1187	
20x20 MINORI FORM	8	30	1,20	16,23	72	86,40	1187	

Luce LUX | 20x20

▼  
8mm  
▲



33 FACCE DIFFERENTI / 33 FACES

Luce MATT | 20x20

8 mm




28 FACCE DIFFERENTI / 28 FACES



**PAVIMENTO | WOOD**

Web site  
More info



# TENDER

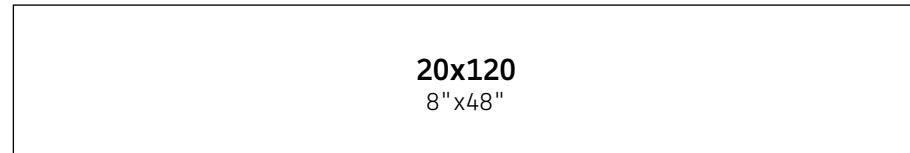
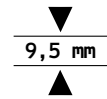


V2



PEI 4

Gres Porcellanato  
Porcelain stoneware  
Grès cérame  
Feinsteinzeug



RETTIFICATO / R9 + R11



## Tender



Acero

Nocciola

Avana

Rovere

Mogano

R9 + R11

R9 + R11



FORMATO Size	SPESSORE Thickness	SCATOLE Boxes			PALETTE Pallets		
		pcs	m <sup>2</sup>	kg	box	m <sup>2</sup>	kg
20x120 RET	9,5	6	1,44	28,90	36	51,84	1060
20x120 GRIP	9,5	6	1,44	28,90	36	51,84	1060



FLOOR | TENDER **ACERO**



FLOOR | TENDER **NOCCIOLA**



FLOOR | TENDER **AVANA**



FLOOR | TENDER **ROVERE**



20x120

# Tender

Gres Porcellanato / Porcelain stoneware / Grès cérame / Feinsteinzeug



## Outdoor / Esterno

↓ FLOOR / Tender MOGANO / RETT / GRIP R11 / 20x120 ↓

Acero

Acero



ITEP01 Tender ACERO / 20x120 ■ 83

Nocciola

Nocciola



ITEP05 Tender NOCCIOLA / 20x120 ■ 83

Avana

Avana



ITEP02 Tender AVANA / 20x120 ■ 83

Rovere  
R9 + R11

Rovere



ITEP07 Tender ROVERE / GRIP / R11 / 20x120 ■ 83  
ITEP03 Tender ROVERE / 20x120 ■ 83

Mogano  
R9 + R11

Mogano

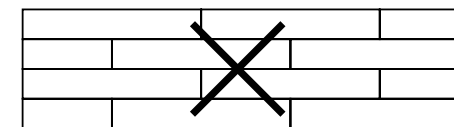


ITEP06 Tender MOGANO / GRIP / R11 / 20x120 ■ 83  
ITEP04 Tender MOGANO / 20x120 ■ 83




Consigli di posa / Conseils de pose / Verlegeempfehlungen

Installation advise

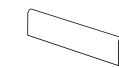


NO 50%



OK

**Pezzi Speciali**  
[Special items]



**Battiscopa**  
6,5x120  
pcs/box 8  
Kg 15

■ 24  
ITEB01 Tender ACERO  
ITEB02 Tender AVANA  
ITEB03 Tender ROVERE  
ITEB04 Tender MOGANO  
ITEB05 Tender NOCCIOLA

# TENDER



Avana



Mogano



Rovere


Acero



Nocciola



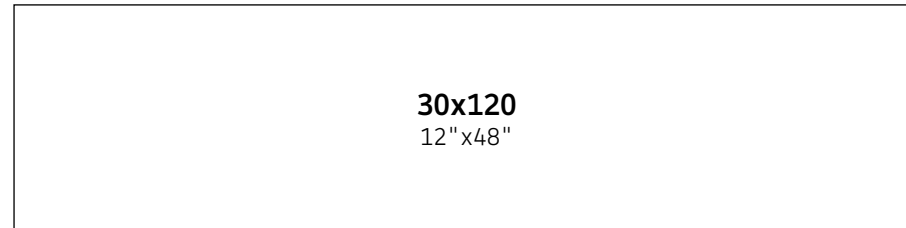
Web site  
More info



# OAK

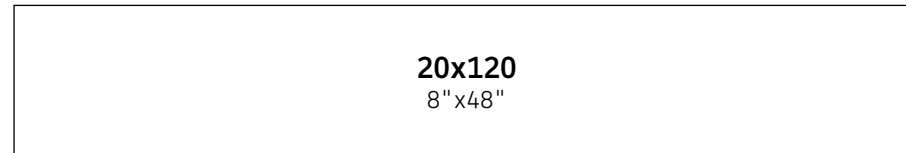
Gres Porcellanato  
Porcelain stoneware  
Grès cérame  
Feinsteinzeug

▼  
9,5 mm  
▲



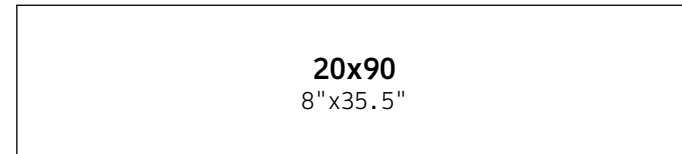
RETTIFICATO / R9

▼  
9,5 mm  
▲



RETTIFICATO / R9 + R11

▼  
9 mm  
▲



NATURALE / R9 + R11



## Oak



Blonde

Natural

Red

Dark

White



FORMATO Size	SPESSORE Thickness	SCATOLE Boxes			PALETTE Pallets		
		pcs	m <sup>2</sup>	kg	box	m <sup>2</sup>	kg
30x120 RET	9,5	4	1,44	28,40	36	51,84	1040
20x120 RET	9,5	6	1,44	28,90	36	51,84	1060
20x90 NAT	9	6	1,10	19,60	60	66,00	1195
20x90 GRIP	9	6	1,10	19,60	60	66,00	1195



FLOOR | OAK **DARK**



FLOOR | OAK **NATURAL**

30x120  
20x120

# Oak

Gres Porcellanato / Porcelain stoneware / Grès cérame / Feinsteinzeug

▼  
9,5 mm  
▲  
RETTIFICATO

30X120  
20X120

## Blonde

IOKP210CC Oak BLONDE / 30x120 ■ 83



IOKP200C Oak BLONDE / 20x120 ■ 83  
IOKP220 Oak BLONDE / Grip R11 / 20x120 ■ 83

## Natural

IOKP310CC Oak NATURAL / 30x120 ■ 83



IOKP300C Oak NATURAL / 20x120 ■ 83  
IOKP320 Oak NATURAL / Grip R11 / 20x120 ■ 83

## Red

IOKP510CC Oak RED / 30x120 ■ 83



IOKP500C Oak RED / 20x120 ■ 83

## Dark

IOKP410CC Oak DARK / 30x120 ■ 83



IOKP400C Oak DARK / 20x120 ■ 83

## White

IOKP110CC Oak WHITE / 30x120 ■ 83

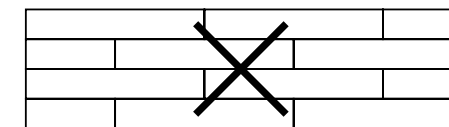


IOKP100C Oak WHITE / 20x120 ■ 83

Consigli di posa / Conseils de pose / Verlegeempfehlungen

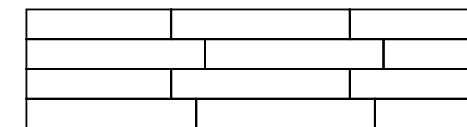
Installation advise

**NO 50%**



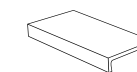
Mix solution: 30x120 / 20x120

**OK**

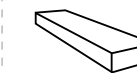


Mix solution: 30x120 (60%) / 20x120 (40%)

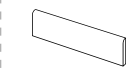
Pezzi Speciali  
[Special items]



■ 121  
**Gradino Costa Retta**  
30x120 / 12"x48"



■ 129  
**Angolare Dx / SX**  
30x120 / 12"x48"



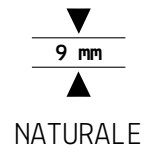
■ 24  
**Battiscopa**  
6,5x120  
pcs/box 8  
Kg 15

IOKB201 White  
IOKB202 Blonde  
IOKB203 Natural  
IOKB204 Red  
IOKB205 Dark

20x90

# Oak

Gres Porcellanato / Porcelain stoneware / Grès cérame / Feinsteinzeug



## Blonde



20x90 BLONDE  
 IOKP02 / NAT / R9 █ 65  
 IOKP08 / GRIP / R11 █ 65

## Natural



20x90 NATURAL  
 IOKP03 / NAT / R9 █ 65  
 IOKP06 / GRIP / R11 █ 65

## Red



20x90 RED  
 IOKP04 / NAT / R9 █ 65

## White



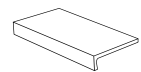
20x90 WHITE  
 IOKP01 / NAT / R9 █ 65

## Dark

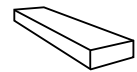


20x90 DARK  
 IOKP05 / NAT / R9 █ 65  
 IOKP07 / GRIP / R11 █ 65

### Pezzi Speciali [Special items]



█ 116  
**Gradino Costa Retta**  
 20x90



█ 121  
**Angolare Dx / SX**  
 20x90



█ 9  
**Battiscopa**  
 5x45  
 pcs/box 30  
 IOKB01 White  
 IOKB02 Blonde  
 IOKB03 Natural  
 IOKB04 Red  
 IOKB05 Dark

# OAK



# ONTARIO

RETTIFICATO / R9

**30x120**  
12"x48"

▼  
**9,5** mm  
▲

Gres Porcellanato  
Porcelain stoneware  
Grès cérame  
Feinsteinzeug

**20x120**  
8"x48"

▼  
**9,5** mm  
▲

Miele

Naturale

Grigio

Bianco



## Ontario



Naturale

Miele

Grigio

Bianco

Web site  
More info



FORMATO Size	SPESSORE Thickness	SCATOLE Boxes			PALETTE Pallets		
cm	mm	pcs	m <sup>2</sup>	kg	box	m <sup>2</sup>	kg
30x120	9,5	4	1,44	28,40	36	51,84	1040
20x120	9,5	6	1,44	28,90	36	51,84	1060



FLOOR | ONTARIO **GRIGIO**



FLOOR | ONTARIO **MIELE**

30x120  
20x120

# Ontario

Gres Porcellanato / Porcelain stoneware / Grès cérame / Feinsteinzeug



30X120  
20X120

## Naturale

IONP50CC Ontario NATURALE / 30x120 ■ 83



IONP05C Ontario NATURALE / 20x120 ■ 83

## Miele

IONP30CC Ontario MIELE / 30x120 ■ 83



IONP03C Ontario MIELE / 20x120 ■ 83

## Grigio

IONP40CC Ontario GRIGIO / 30x120 ■ 83



IONP04C Ontario GRIGIO / 20x120 ■ 83

## Bianco

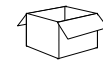
IONP10CC Ontario BIANCO / 30x120 ■ 83



IONP01C Ontario BIANCO / 20x120 ■ 83

## Skirting

■ 24



8 pz  
15 Kg.

6,5x120



IONB05 BATT. Ontario NATURALE



IONB03 BATT. Ontario MIELE



IONB01 BATT. Ontario BIANCO



IONB04 BATT. Ontario GRIGIO

Vendita solo a scatole complete. To be sold as full box only.  
Vendable uniquement en boites entières. Abnahme nur volle pakete.

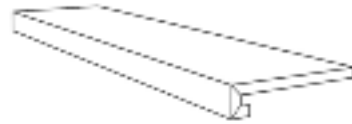
# Ontario

Gres Porcellanato / Porcelain stoneware / Grès cérame / Feinsteinzeug

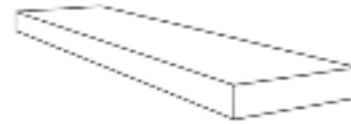
# ONTARIO

## Special pieces Pezzi speciali

Gradino costa retta ■ 121



Angolare DX e SX ■ 129



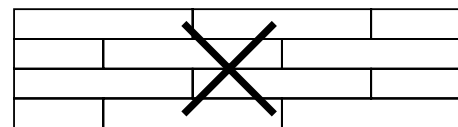
30x120 / 12"x 48"

Consigli di posa / Conseils de pose / Verlegeempfehlungen

Installation advise




**NO 50%**



Mix solution: 30x120 / 20x120


**OK**



Mix solution: 30x120 (60%) / 20x120 (40%)

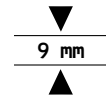


Web site  
More info



# BAITA

Gres Porcellanato  
Porcelain stoneware  
Grès cérame  
Feinsteinzeug



20x90  
8"x35.5"

NATURALE / R9 + R11

Morzine


Mageve

Zermat

La Villa



## Baita



La Villa

Morzine

Mageve

Zermat



FORMATO Size	SPESSORE Thickness	SCATOLE Boxes			PALETTE Pallets		
		pcs	m <sup>2</sup>	kg	box	m <sup>2</sup>	kg
20x90 NAT	9	6	1,10	19.60	60	66,00	1195
20x90 GRIP	9	6	1,10	19.60	60	66,00	1195



FLOOR | BAITA **MEGEVE**

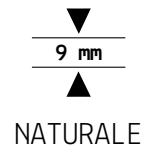


FLOOR | BAITA **LA VILLA**

20x90

# Baita

Gres Porcellanato / Porcelain stoneware / Grès cérame / Feinsteinzeug



# BAITA

## La Villa



20x90 LA VILLA  
IBAP01 / NAT / R9 ■ 65

## Morzine



20x90 MORZINE  
IBAP03 / NAT / R9 ■ 65

## Megeve



20x90 MEGEVE  
IBAP02 / NAT / R9 ■ 65  
IBAP06 / GRIP / R11 ■ 65

## Zermat

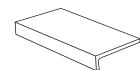


20x90 ZERMAT  
IBAP04 / NAT / R9 ■ 65  
IBAP05 / GRIP / R11 ■ 65

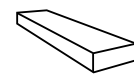


### Pezzi Speciali

[Special items]



■ 116  
Gradino Costa Retta  
20x90



■ 121  
Angolare Dx / SX  
20x90

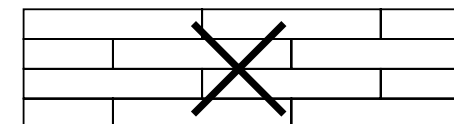


■ 11  
Battiscopa  
8x45  
pcs/box 18  
Kg 11  
IBAB01 La Villa  
IBAB02 Megeve  
IBAB03 Morzine  
IBAB04 Zermat


Consigli di posa / Conseils de pose / Verlegeempfehlungen

Installation advise

NO 50%



OK



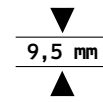



# PAVIMENTO | FLOOR



# PAVIMENTO | FLOOR

Web site  
More info

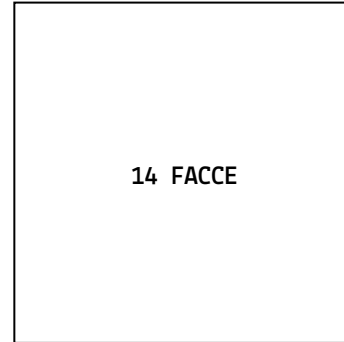


# URBAN STONE

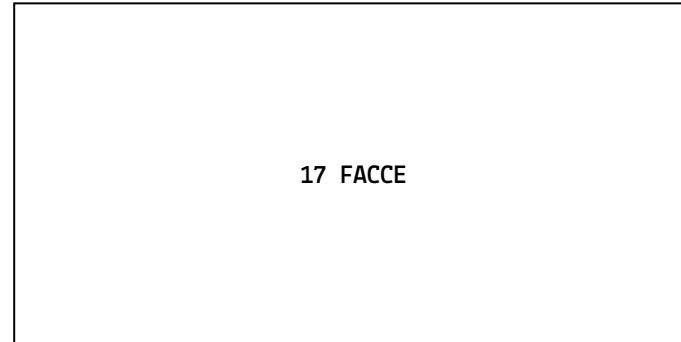
RETTIFICATO / R10

Gres Porcellanato  
Porcelain stoneware  
Grès cérame  
Feinsteinzeug

60x60  
24"x24"

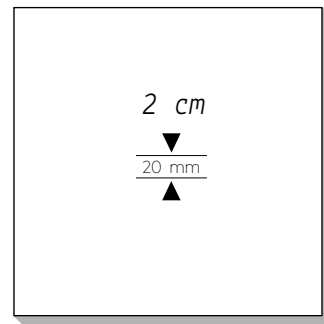


60x120  
24"x47"

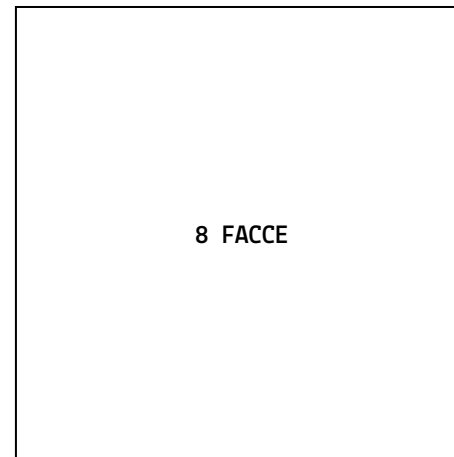



80x80  
32"x32"

60x60  
24"x24"




30x60  
12"x24"



RET / R11 / A+B+C



## Urban Stone



Ice

Greyge

Almond

Dark

MATCHING WALL TILES | Pag. 170

## Decori Urban Stone

TRAMONTO



ALBA



MONDRIAN



RETRO'



SALICE VERDE



SALICE BLU



AMAZZONIA



FORMATO Size	SPESSORE Thickness	SCATOLE Boxes			PALETTE Pallets		
cm	mm	pcs	m <sup>2</sup>	kg	box	m <sup>2</sup>	kg
80x80	9,5	2	1,28	28,16	40	51,20	1144
60x120	9,5	2	1,44	29,70	36	51,84	1087
60x60	9,5	4	1,44	27,20	30	43,20	834
30x60	9,5	7	1,26	24,00	40	50,40	978
60x60 2CM	20	2	0,72	33,00	32	23,04	1074



FLOOR | URBAN STONE **ICE** | 60x120



FLOOR | URBAN STONE **GREYGE** | 60x120



FLOOR | URBAN STONE **GREYGE** | 80x80

FLOOR | URBAN STONE **GREYGE** | 80x80

# URBAN STONE | 60x120

RET / R10 / A+B  $\frac{9,5\text{ mm}}{\triangle}$

ICE

GREYGE

ALMOND

DARK



60X120 U.STONE ICE ISTEP01 / RET █ 74 60X120 U.STONE GREYGE ISTEP02 / RET █ 74 60X120 U.STONE ALMOND ISTEP03 / RET █ 74 60X120 U.STONE DARK ISTEP04 / RET █ 74

# URBAN STONE | 60x60

ICE

GREYGE

ALMOND

DARK



60X60 U.STONE ICE ISTEP05 / RET █ 64 60X60 U.STONE GREYGE ISTEP06 / RET █ 64 60X60 U.STONE ALMOND ISTEP20 / RET █ 91 60X60 U.STONE DARK ISTEP08 / RET █ 64

# URBAN STONE | 30x60

ICE

GREYGE

ALMOND

DARK




30X60 U.STONE ICE ISTEP15 / RET █ 64 30X60 U.STONE GREYGE ISTEP16 / RET █ 64 30X60 U.STONE ALMOND ISTEP17 / RET █ 64 30X60 U.STONE DARK ISTEP18 / RET █ 64

# URBAN STONE | 80x80

RET / R10 / A+B  $\frac{9,5\text{ mm}}{\triangle}$

ICE

DARK



80X80 U.STONE ICE ISTEP09 / RET █ 74 80X80 U.STONE DARK ISTEP12 / RET █ 74

GREYGE

ALMOND




80X80 U.STONE GREYGE ISTEP10 / RET ISTEP13 / RET / GRIP R11 █ 74 80X80 U.STONE ALMOND ISTEP11 / RET ISTEP14 / RET / GRIP R11 █ 74

# URBAN STONE | 60x60 2CM

RET / R11 A + B + C  $\frac{20\text{ mm}}{\triangle}$

GREYGE

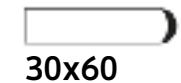
ALMOND




60X60 U.STONE GREYGE ISTEP21 / RET / GRIP R11 █ 91 60X60 U.STONE ALMOND ISTEP20 / RET / GRIP R11 █ 91



TORO 180°



ISTT21 U.STONE GREYGE / GRIP TORO 180° ISTT16 U.STONE ALMOND / GRIP TORO 180°



GREYGE

ICE

ALMOND


DARK

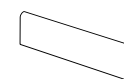
# URBAN STONE

DETAIL | DETTAGLIO

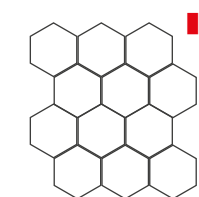


Battiscopa / 8x60

15 pz 



- ISTB05 Batt. U.Stone ICE
- ISTB06 Batt. U.Stone GREYGE
- ISTB07 Batt. U.Stone ALMOND
- ISTB08 Batt. U.Stone DARK



39 Esagono /30x34



su rete  
(Mesh mounted)

6 pz

- ISTM05 Esag.T.12 U.Stone ICE
- ISTM06 Esag.T.12 U.Stone GREYGE
- ISTM07 Esag.T.12 U.Stone ALMOND
- ISTM08 Esag.T.12 U.Stone DARK

Web site  
More info



# DECORI **URBAN STONE**

Gres Porcellanato  
Porcelain stoneware  
Grès cérame  
Feinsteinzeug

RETTIFICATO / R10


▼  
9,5 mm  
▲



60x120  
24"x48"



## Decori **Urban Stone**



MATCHING FLOOR | Pag. 160

## Urban Stone



FORMATO Size	SPESSORE Thickness	SCATOLE Boxes	PALETTE Pallets
cm	mm	pcs	box
60x120	9,5	2	36
		1,44	51,84
		29,70	1087



WALL TILE | **TRAMONTO** | 60x120



WALL TILE | **ALBA** | 60x120





WALL TILE | **MONDRIAN** | 60x120



WALL TILE | **RETRÒ** | 60x120



# URBAN STONE DECORI | 60x120

# Wall & Floor

TRAMONTO



60X120 DEC. TRAMONTO  
ISTD01 / RET 90

MONDRIAN



60X120 DEC. MONDRIAN  
ISTD03 / RET 90

ALBA



60X120 DEC. ALBA  
ISTD02 / RET 90

RETRO'



60X120 DEC. RETRO'  
ISTD04 / RET 90



WALL TILE | **SALICE BLU** | 60x120

FLOOR TILE | **URBAN STONE** | ICE



WALL TILE | **SALICE VERDE** | 60x120

FLOOR TILE | **URBAN STONE** | ICE



# SALICE BLU

60x120

# SALICE VERDE

A



B



60X120 DEC. SALICE BLU A+B  
ISTD06 / RET

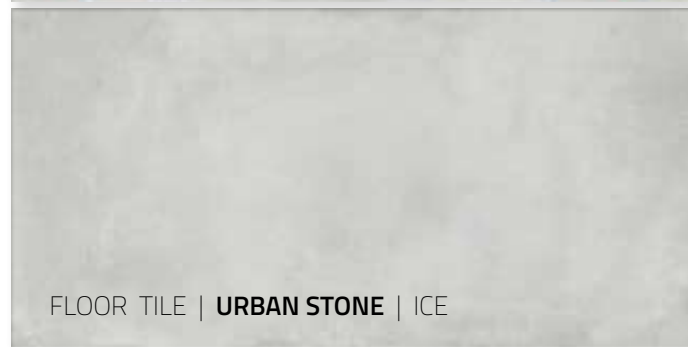
136  
2 pz  
[A+B]



60X120 DEC. SALICE VERDE A+B  
ISTD05 / RET

136  
2 pz  
[A+B]

\*NB: prezzo per scatola completa.  
\*NB: price per full box.  
Cod.



FLOOR TILE | URBAN STONE | ICE



FLOOR TILE | URBAN STONE | ICE



# AMAZZONIA | 60x120



B

A



60X120 DEC. AMAZONIA COMPO A + B  
ISTD07 / RET

136  
2 pz  
[A+B]

\*NB: prezzo per scatola completa.  
\*NB: price per full box.  
Cod.



URBAN STONE DECORI | 60x120 Wall & Floor

MONDRIAN



MONDRIAN

RETRO'



RETRO'

TRAMONTO



ALBA

SALICE BLU





SALICE VERDE

AMAZZONIA



AMAZZONIA

# DECORI URBAN STONE

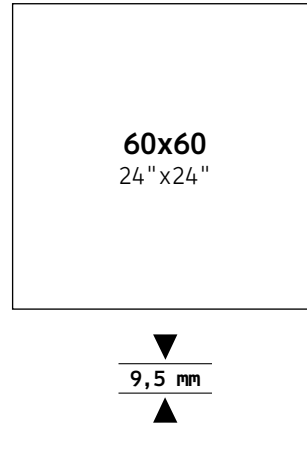
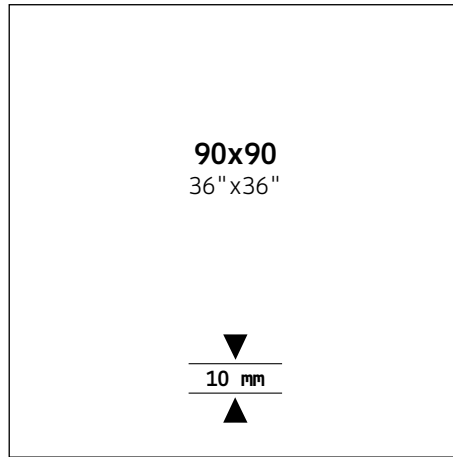
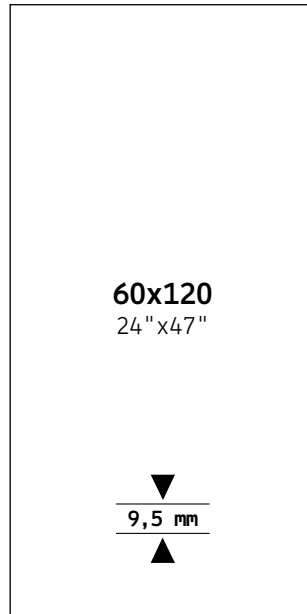


RETRO'

# RESINA'

Gres Porcellanato  
Porcelain stoneware  
Grès cérame  
Feinsteinzeug


RETTIFICATO / R9



DETAIL | DETTAGLIO



## Resina'



MATCHING WALL TILES

## Decori Resina'




Forest Mix

Triangle Gold Mix

Jungle Bianco Mix

Jungle Avio Mix

Web site  
More info



FORMATO Size	SPESSORE Thickness	SCATOLE Boxes			PALETTE Pallets		
		pcs	m <sup>2</sup>	kg	box	m <sup>2</sup>	kg
90x90	10	2	1,62	36,30	21	34,02	780
60x120	9,5	2	1,44	29,70	36	51,84	1087
60x60	9,5	4	1,44	27,20	30	43,20	834
DECORI 60x120	9,5	2	1,44	29,70	36	51,84	1087



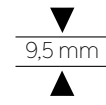
FLOOR | RESINA **ALMOND** | 60x120



FLOOR | RESINA **GHIACCIO** | 60x60

# RESINÀ | 60x120

RET / R9



GHIACCIO

ALMOND

TAUPE

GRIGIO



60x120 GHIACCIO  
IRSR13C / RET / R9 ■ 74

60x120 ALMOND  
IRSR14C / RET / R9 ■ 74

60x120 TAUPE  
IRSR15C / RET / R9 ■ 74

60x120 GRIGIO  
IRSR16C / RET / R9 ■ 74

# RESINÀ | 60x60

GHIACCIO

ALMOND

TAUPE

GRIGIO



60x60 GHIACCIO  
IRSR05 / RET / R9 ■ 64

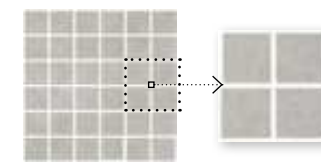
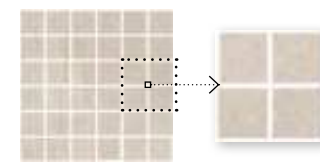


60x60 ALMOND  
IRSR06 / RET / R9 ■ 64

60x60 TAUPE  
IRSR07 / RET / R9 ■ 64

60x60 GRIGIO  
IRSR08 / RET / R9 ■ 64

# MOSAICO | 30x30

su rete  
(Mesh mounted)



5x5 MOS. RESINA GHIACCIO  
IRSM01 / RET / R9 ■ 21

5x5 MOS. RESINA ALMOND  
IRSM02 / RET / R9 ■ 21

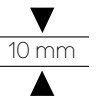
5x5 MOS. RESINA TAUPE  
IRSM04 / RET / R9 ■ 21

5x5 MOS. RESINA GRIGIO  
IRSM03 / RET / R9 ■ 21




# RESINÀ | 90x90

RET / R9



GHIACCIO

ALMOND



90x90 GHIACCIO  
IRSR21 / RET / R9 ■ 74

90x90 ALMOND  
IRSR22 / RET / R9 ■ 74

GRIGIO

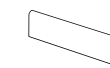
TAUPE



90x90 GRIGIO  
IRSR24 / RET / R9 ■ 74

90x90 TAUPE  
IRSR23 / RET / R9 ■ 74

Pezzi Speciali  
[Special items]



Battiscopa  
8x60  
pcs/box 15

IRSB01 Ghiaccio  
IRSB02 Almond  
IRSB03 Taupe  
IRSB04 Grigio



WALL TILE | **TRIANGLE GOLD MIX** | 60x120

FLOOR | RESINA **ALMOND** | 60x120



WALL TILE | **JUNGLE BIANCO MIX** | 60x120



WALL TILE | **JUNGLE AVIO MIX** | 60x120

# DECORI RESINA | 60x120

Gres Porcellanato / Porcelain stoneware / Grès cérame / Feinsteinzeug

▼  
9,5 mm  
▲  
RETTIFICATO

# DECORI RESINA | 60x120


Gres Porcellanato / Porcelain stoneware / Grès cérame / Feinsteinzeug

▼  
9,5 mm  
▲  
RETTIFICATO

### FOREST MIX




60x120 FOREST MIX  
IRSD01C / RET / R9

■ 90   
2 pz x Box  
RANDOM

### TRIANGLE GOLD MIX




60x120 TRIANGLE GOLD MIX  
IRSD02C / RET / R9

■ 90   
2 pz x Box  
RANDOM

### JUNGLE BIANCO MIX




60x120 JUNGLE BIANCO MIX  
IRSD03C / RET / R9

■ 90   
2 pz x Box  
RANDOM

### JUNGLE AVIO MIX



60x120 JUNGLE AVIO MIX  
IRSD04C / RET / R9

■ 90   
2 pz x Box  
RANDOM

# Floor RESINA

DETAIL | DETTAGLIO



ALMOND

TAUPE

GRIGIO


GHIACCIO

# DEC RESINA

JUNGLE AVIO


JUNGLE BIANCO

FOREST MIX



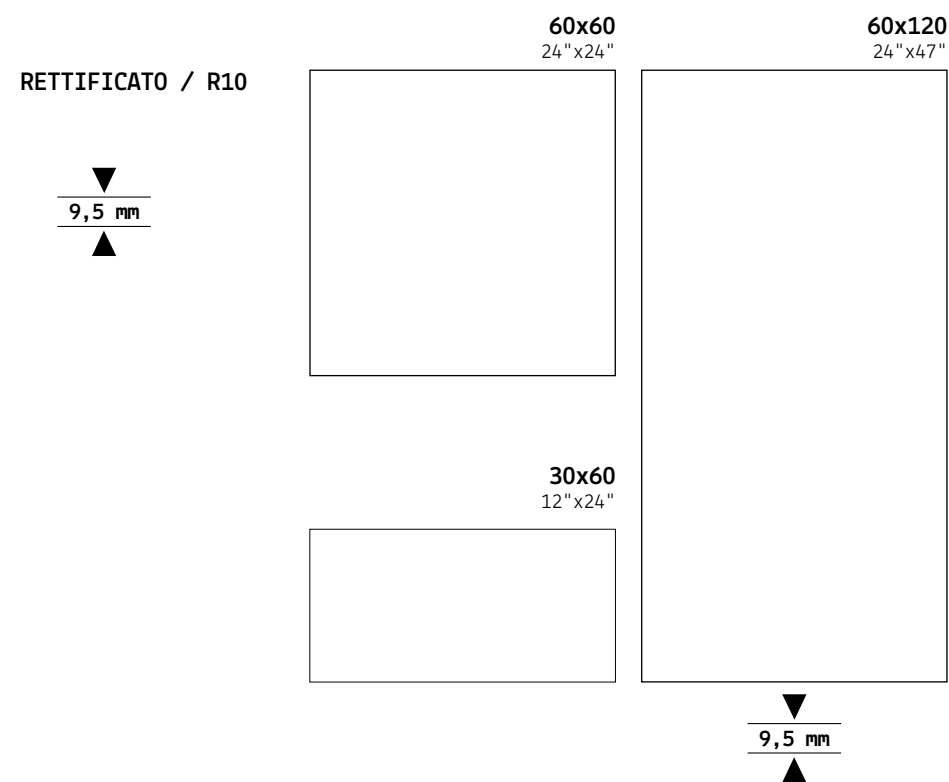
TRIANGLE GOLD

Web site  
More info



# CITY LIFE

Gres Porcellanato  
Porcelain stoneware  
Grès cérame  
Feinsteinzeug



FLOOR | CITY LIFE LONDON | 60x120

## City Life



Madrid

Paris

Milan

London



FORMATO Size	SPESSORE Thickness	SCATOLE Boxes			PALETTE Pallets		
		pcs	m <sup>2</sup>	kg	box	m <sup>2</sup>	kg
60x120	9,5	2	1,44	29,70	36	51,84	1087
60x60	9,5	4	1,44	27,20	30	43,20	834
30x60	9,5	7	1,26	24	40	50,40	978



FLOOR | CITY LIFE **MILAN** | 60x120



FLOOR | CITY LIFE **PARIS** | 60x60




FLOOR | CITY LIFE **MADRID** | 30x60

## CITY LIFE | 60x120

RET / R10



MADRID



60X120 C.LIFE MADRID  
ICLP11 / RET

PARIS



60X120 C.LIFE PARIS  
ICLP04 / RET

MILAN



60X120 C.LIFE MILAN  
ICLP05 / RET


LONDON



60X120 C.LIFE LONDON  
ICLP06 / RET

## CITY LIFE | 60x60

MADRID



60X60 C.LIFE MADRID  
ICLP12 / RET

PARIS




60X60 C.LIFE PARIS  
ICLP07 / RET

MILAN



60X60 C.LIFE MILAN  
ICLP08 / RET

LONDON




60X60 C.LIFE LONDON  
ICLP09 / RET

## CITY LIFE | 30x60 GRIP

RET / R11



MADRID



30X60 C.LIFE MADRID  
ICLP10 / RET / R11 GRIP

PARIS



30X60 C.LIFE PARIS  
ICLP01 / RET / R11 GRIP

MILAN



30X60 C.LIFE MILAN  
ICLP02 / RET / R11 GRIP

LONDON



30X60 C.LIFE LONDON  
ICLP03 / RET / R11 GRIP

# CITY LIFE



PARIS

MILAN

LONDON


MADRID

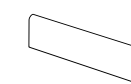
DETAIL | DETAGLIO



**Elle Monolitico**  
15x30x4  
pcs/box 8


**ICLP13** PARIS  
**ICLP14** MILAN  
**ICLP15** LONDON  
**ICLP16** MADRID

**Battiscopa / 8x60** 15 pz 



**ICLB01 Batt.** C.Life PARIS  
**ICLB02 Batt.** C.Life MILAN  
**ICLB03 Batt.** C.Life LONDON  
**ICLB04 Batt.** C.Life MADRID

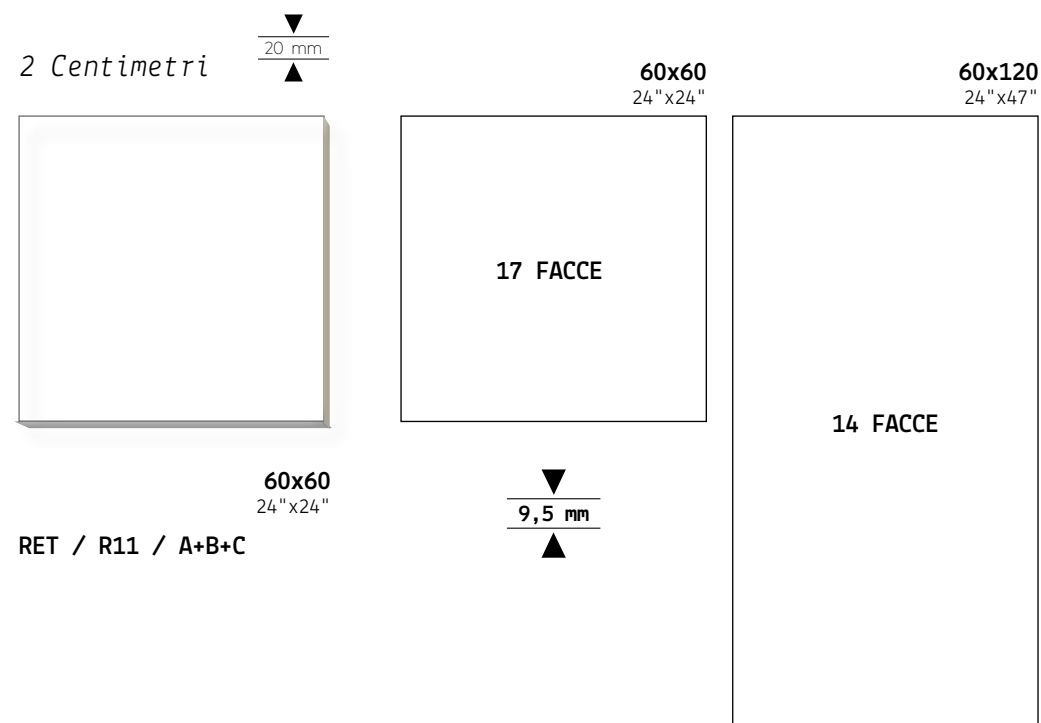
Web site  
More info




RETTIFICATO / R10

# EUROPA

Gres Porcellanato  
Porcelain stoneware  
Grès cérame  
Feinsteinzeug



DETAIL | DETAGLIO



$\frac{9,5 \text{ mm}}{\triangle}$



Europa



Off White

Sabbia

Perla

Grafite



FORMATO Size	SPESSORE Thickness	SCATOLE Boxes			PALETTE Pallets		
		pcs	m <sup>2</sup>	kg	box	m <sup>2</sup>	kg
60x120	9,5	2	1,44	29,70	36	51,84	1087
60x60	9,5	4	1,44	27,20	30	43,20	834
60x60 2cm	20	2	0,72	33,00	32	23,04	1074



FLOOR | EUROPA **OFF WHITE** | 60x120



FLOOR | EUROPA **GRAFITE** | 60x120

# EUROPA | 60x120

RET / R10 / A+B

9,5 mm

OFF WHITE

SABBIA

PERLA

GRAFITE



60x120 OFF WHITE  
IEUP21C / RET / R10

■ 75

60x120 SABBIA  
IEUP18C / RET / R10

■ 75

60x120 PERLA  
IEUP17C / RET / R10

■ 75

60x120 GRAFITE  
IEUP20C / RET / R10

■ 75

# EUROPA | 60x60

OFF WHITE

SABBIA

PERLA

GRAFITE



60x60 OFF WHITE  
IEUP22C / RET / R10

■ 63

60x60 SABBIA  
IEUP06C / RET / R10

■ 63

60x60 PERLA  
IEUP05C / RET / R10

■ 63

60x60 GRAFITE  
IEUP08C / RET / R10

■ 63

## BRICK | 30x60

4 pz / 14,5 kg



su rete  
(Mesh mounted)



30x60 BRICK.EU OFF WHITE  
IEUM03 / RET / R10

■ 43

30x60 BRICK.EU SABBIA  
IEUM02 / RET / R10

■ 43

30x60 BRICK.EU PERLA  
IEUM01 / RET / R10

■ 43

30x60 BRICK.EU GRAFITE  
IEUM04 / RET / R10

■ 43

Pezzi Speciali  
[Special items]

Battiscopa  
8x60  
pcs/box 15

■ 13



IEUB01 PERLA  
IEUB02 SABBIA

IEUB03 OFF WHITE  
IEUB04 GRAFITE

# EUROPA | 60x60 2CM

RET / R11  
A + B + C

20 mm

SABBIA

PERLA

GRAFITE



60x60 SABBIA  
IEUP10C / RET / GRIP R11

■ 91

60x60 PERLA  
IEUP09C / RET / GRIP R11

■ 91

60x60 GRAFITE  
IEUP12C / RET / GRIP R11

■ 91



TORO 180°  
30x60

IEUT09 EUROPA PERLA / GRIP / TORO 180°  
IEUT10 EUROPA SABBIA / GRIP / TORO 180°  
IEUT12 EUROPA GRAFITE / GRIP / TORO 180°




PERLA | 60x120

# EUROPA



FLOOR | EUROPA **OFF WHITE** | 60x120

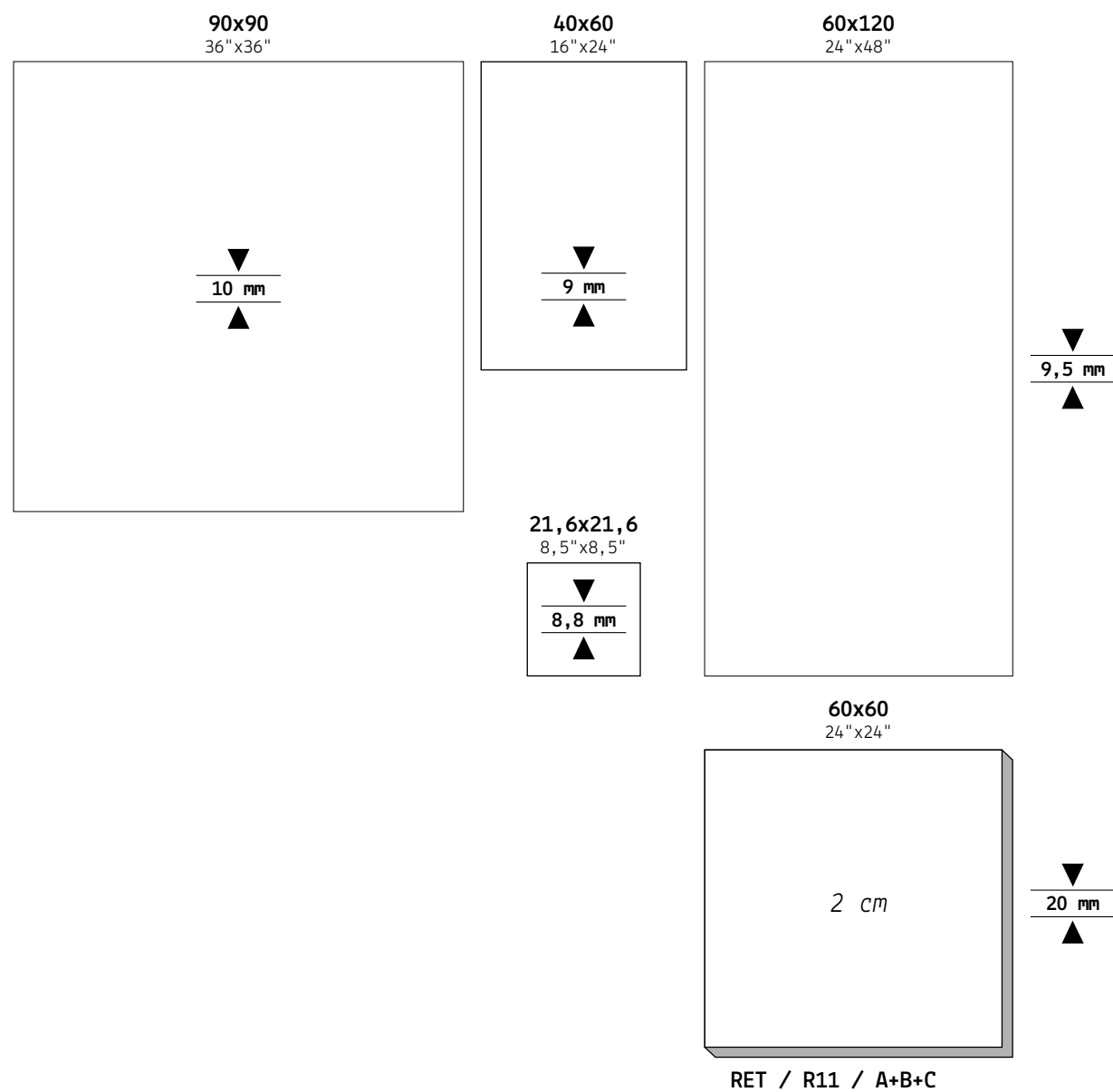
Web site  
More info



NAT R9  
GRIP R11 / A+B+C

# DEA

Gres PorcellaRETo  
Porcelain stoneware  
Grès cérame  
Feinsteinzeug



Dea



Ivory


Gold

FORMATO Size	SPESSORE Thickness	SCATOLE Boxes			PALETTE Pallets		
cm	mm	pcs	m <sup>2</sup>	kg	box	m <sup>2</sup>	kg
60x120	9,5	2	1,44	29,70	36	51,84	1087
90x90	10	2	1,62	35,80	21	34,02	780
40x60	9	5	1,20	22,00	48	57,60	1074
21,6x21,6	8,8	28	1,31	24,50	60	78,60	1488
2 CM	20	2	0,72	33,00	32	23,04	1074






FLOOR | DEA **GOLD** + MOSAICO **DEA MIX** | 60x120



FLOOR | DEA **IVORY** + MOSAICO **DEA MIX** | 21,6x21,6



FLOOR | DEA **IVORY** | 40x60



FLOOR | DEA **IVORY** | 60x120

## DEA | 60x120 RET

RET / R9  $\frac{9,5\text{ mm}}$   
RET / R11

IVORY

GOLD



60X120 DEA IVORY ■ 74  
IDEP11 / RET / R9  
IDEP13 / RET / R11

60X120 DEA GOLD ■ 74  
IDEP12 / RET / R9  
IDEP14 / RET / R11

## DEA | 90x90 RET

RET / R9  $\frac{10\text{ mm}}$

IVORY

GOLD



90x90 DEA IVORY ■ 74  
IDEP15 / RET / R9  
IDEP17 / GRIP / R11


90x90 DEA GOLD ■ 74  
IDEP16 / RET / R9  
IDEP18 / GRIP / R11

### MOSAICO | 30x30

su rete (Mesh mounted) 9 pz



5x5 MOS. DEA IVORY  
IDEM01 / GRIP / R11 ■ 21



5x5 MOS. DEA MIX  
IDEM03 / NAT / R9 ■ 21



5x5 MOS. DEA GOLD  
IDEM02 / GRIP / R11 ■ 21

## DEA | 40x60

IVORY

GOLD

$\frac{9\text{ mm}}$



40x60 IVORY ■ 64  
IDEP05 / NAT / R9  
IDEP07 / GRIP / R11

40x60 GOLD ■ 64  
IDEP06 / NAT / R9  
IDEP08 / GRIP / R11

## DEA | 21,6x21,6

IVORY

GOLD

$\frac{8,8\text{ mm}}$



21,6x21,6 IVORY ■ 64  
IDEP01 / NAT / R9  
IDEP03 / GRIP / R11


21,6x21,6 GOLD ■ 64  
IDEP02 / NAT / R9  
IDEP04 / GRIP / R11

## DEA | 60x60 2CM RET

RET / R11  $\frac{20\text{ mm}}$

IVORY

GOLD



60x60 DEA IVORY ■ 64  
MCADE05 / GRIP / R11

60x60 DEA GOLD ■ 64  
MCADE06 IDEP / GRIP / R11




TORO 180°  
30x60

IDET07 DEA IVORY / GRIP / TORO 180°  
IDET08 DEA GOLD / GRIP / TORO 180°



**GOLD**



**IVORY**

**DEA**

Web site  
More info



# MISTERY

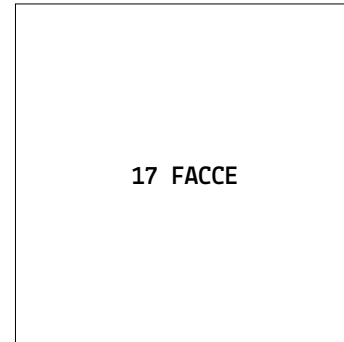
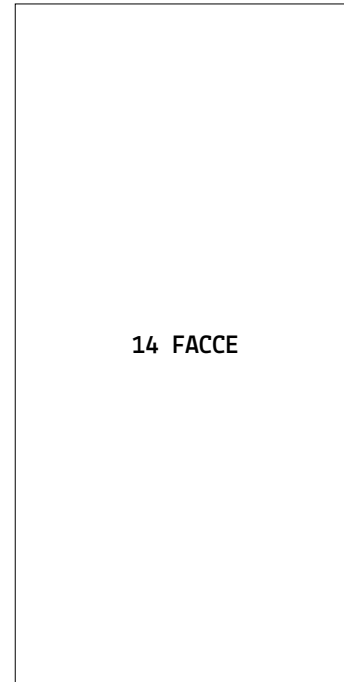
Gres Porcellanato  
Porcelain stoneware  
Grès cérame  
Feinsteinzeug

RETTIFICATO / R10

▼  
9,5 mm  
▲

60x120  
24"x47"

60x60  
24"x24"



30x60  
12"x24"



## Mystery



White

Sand

Fumè

Black




FORMATO Size	SPESSORE Thickness	SCATOLE Boxes			PALETTE Pallets		
		pcs	m <sup>2</sup>	kg	box	m <sup>2</sup>	kg
60x120	9,5	2	1,44	29,70	36	51,84	1087
60x60	9,5	4	1,44	27,20	30	43,20	834
30x60	9,5	7	1,26	24,00	40	50,40	978



FLOOR | MISTERY **FUMÈ** | 60x120



FLOOR | MISTERY **SAND** | 60x120

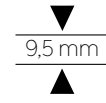


FLOOR | MISTERY **BLACK** | 60x120

Gres Porcellanato / Porcelain stoneware  
Grès cérame / Feinsteinzeug

# MISTERY | 60x120

RET / R9




WHITE

SAND

FUME'

BLACK



60X120 MISTERY WHITE IMIP02 / RET ■ 74  
60X120 MISTERY SAND IMIP01 / RET ■ 74  
60X120 MISTERY FUME' IMIP03 / RET ■ 74  
60X120 MISTERY BLACK IMIP04 / RET ■ 74

# MISTERY | 60x60

WHITE

SAND

FUME'

BLACK



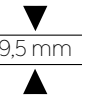
60X60 MISTERY WHITE IMIP06 / RET ■ 64  
60X60 MISTERY SAND IMIP05 / RET ■ 64  
60X60 MISTERY FUME' IMIP07 / RET ■ 64  
60X60 MISTERY BLACK IMIP08 / RET ■ 64

# MISTERY

Gres Porcellanato / Porcelain stoneware  
Grès cérame / Feinsteinzeug

# MISTERY | 30x60

RET / R9




WHITE

SAND


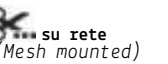
FUME'

BLACK



30X60 MISTERY WHITE IMIP14 / RET ■ 64  
30X60 MISTERY SAND IMIP13 / RET ■ 64  
30X60 MISTERY FUME' IMIP15 / RET ■ 64  
30X60 MISTERY BLACK IMIP16 / RET ■ 64

# MOSAICO | 30x30



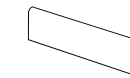
5x5 MOS. Mistery WHITE IMIM06 / RET / R10 ■ 23  
5x5 MOS. Mistery SAND IMIM05 / RET / R10 ■ 23  
5x5 MOS. Mistery FUME' IMIM07 / RET / R10 ■ 23  
5x5 MOS. Mistery BLACK IMIM08 / RET / R10 ■ 23

Battiscopa / 8x60

15 pz



■ 13



IMIB05 Batt. Mistery SAND  
IMIB06 Batt. Mistery WHITE  
IMIB07 Batt. Mistery FUME'  
IMIB08 Batt. Mistery BLACK

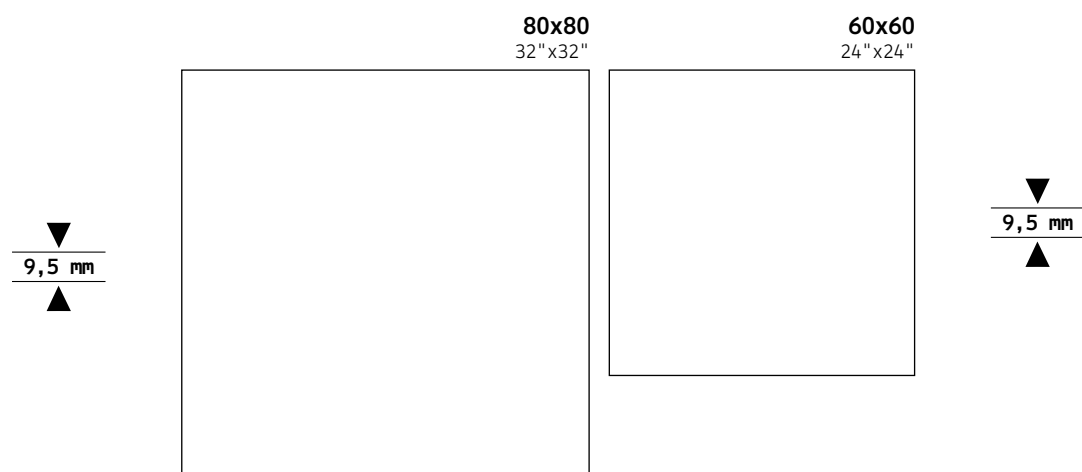
Web site  
More info



# BLOCK

Gres Porcellanato  
Porcelain stoneware  
Grès cérame  
Feinsteinzeug

RETTIFICATO / R9



## Block



Silver

Grey

Taupe


Beige



FORMATO Size	SPESSORE Thickness	SCATOLE Boxes			PALETTE Pallets		
		pcs	m <sup>2</sup>	kg	box	m <sup>2</sup>	kg
80x80 RET	9,5	2	1,28	28,16	40	51,20	1144
60x60 RET	9,5	4	1,44	27,20	30	43,20	834



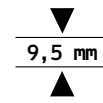
FLOOR | BLOCK **BEIGE**



FLOOR | BLOCK **GREY**

# BLOCK | 80x80

RET / R9



SILVER



80x80 SILVER  
IBLP30 / RET / R9

■ 74

TAUPE



80x80 TAUPE  
IBLP20 / RET / R9

■ 74

GREY



80x80 GREY  
IBLP40 / RET / R9

■ 74

BEIGE



80x80 BEIGE  
IBLP10 / RET / R9

■ 74

# BLOCK | 60x60

RET / R9 + R11



SILVER



60x60 SILVER  
IBLP03CC / RET / R9  
IBLP16CC / RET / GRIP R11

■ 64

GREY



60x60 GREY  
IBLP04CC / RET / R9

■ 64


TAUPE



60x60 TAUPE  
IBLP02CC / RET / R9

■ 64

BEIGE



60x60 BEIGE  
IBLP01CC / RET / R9  
IBLP15CC / RET / GRIP R11

■ 64

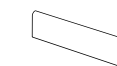
# BLOCK



FLOOR | BLOCK SILVER

Pezzi Speciali  
[Special items]

Skirting  
Battiscopa



■ 13

Battiscopa  
8x60  
pcs/box 15

IBLB01 BEIGE  
IBLB02 TAUPE  
IBLB03 SILVER  
IBLB04 GREY

# LUCANIA

Gres Porcellanato  
Porcelain stoneware  
Grès cérame  
Feinsteinzeug

60x60  
24"x24"

▼  
9,5 mm  
▲


GRIP R11 / A+B+C  
NAT R9




FARDELLA

POLICORO

## Lucania



Fardella Beige



Policoro Grigio

FORMATO Size	SPESSORE Thickness	SCATOLE Boxes			PALETTE Pallets		
		pcs	m <sup>2</sup>	kg	box	m <sup>2</sup>	kg
60x60	9,5	4	1,44	27,20	30	43,20	834

**LUCANIA** | FARDELLA



FLOOR | LUCANIA **FARDELLA BEIGE** | 60x60

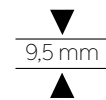
**LUCANIA** | POLICORO



FLOOR | LUCANIA **POLICORO GRIGIO** | 60x60

# LUCANIA | 60x60

R9 + R11



# LUCANIA

## INDOOR | INTERNO

R9



60x60 LUCANIA FARDELLA BEIGE  
ILCP01 / NAT / R9 ■ 59



60x60 LUCANIA POLICORO GRIGIO  
ILCP02 / NAT / R9 ■ 59

## OUTDOOR | ESTERNO

GRIP R11




60x60 LUCANIA FARDELLA BEIGE  
ILCP10 / R11 GRIP ■ 59




60x60 LUCANIA POLICORO GRIGIO  
ILCP20 / R11 GRIP ■ 59

Pezzi Speciali  
[Special items]

 ■ 13  
**Battiscopa**  
8x60  
pcs/box 15

ILCB01 BEIGE  
ILCB02 GRIGIO

 su rete  
(Mesh mounted)

## MOSAICO | 30x30

  
Pz | 9



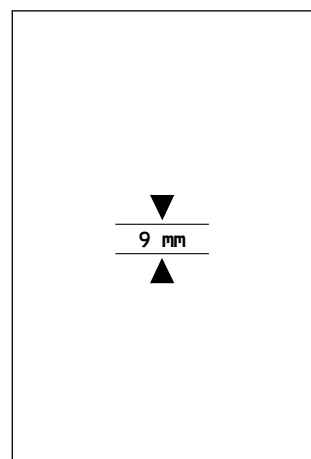
5x5 MOS. ■ 23  
FARDELLA BEIGE  
ILCM01  
RET / R11  
GRIP



5x5 MOS. ■ 23  
POLICORO GRIGIO  
ILCM02  
RET / R11  
GRIP



40x60  
16"x24"



GRIP R11 / A+B+C  
NAT R9

# LUBERON

Gres Porcellanato  
Porcelain stoneware  
Grès cérame  
Feinsteinzeug



## Luberion



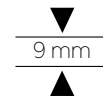
Beige

Grey

FORMATO Size	SPESSORE Thickness	SCATOLE Boxes			PALETTE Pallets		
		pcs	m <sup>2</sup>	kg	box	m <sup>2</sup>	kg
40x60	9	5	1,20	22,00	48	57,60	1074

# LUBERON | 40x60

R9 + R11



# LUBERON

## INDOOR | INTERNO

R9

BEIGE

GREY



40x60 LUBERON BEIGE  
ILBP01 / NAT / R9

■ 64

40x60 LUBERON GREY  
ILBP02 / NAT / R9

■ 64

## OUTDOOR | ESTERNO

GRIP R11



40x60 LUBERON BEIGE  
ILBP11 / R11 GRIP

■ 64

40x60 LUBERON GREY  
ILBP12 / R11 GRIP

■ 64

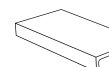
Pezzi Speciali  
[Special items]



■ 13

**Battiscopa**  
8x60  
pcs/box 15

ILBB01 BEIGE  
ILBB02 GREY



■ 28

**Elle Monolitico**  
15x30x4  
pcs/box 8

ILBP21 BEIGE  
ILBP22 GREY

## MOSAICO | 30x30




5x5 MOS. ■ 23  
LUBERON BEIGE  
ILBM01  
RET / R11  
GRIP

5x5 MOS. ■ 23  
LUBERON GREY  
ILBM02  
RET / R11  
GRIP

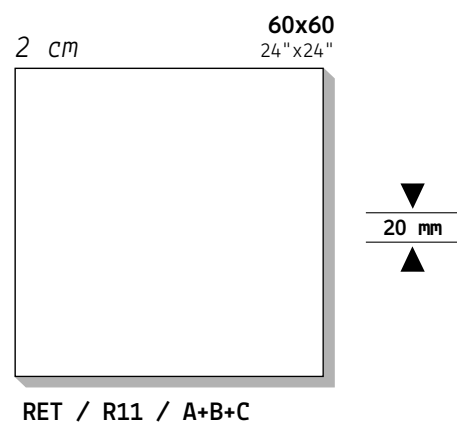
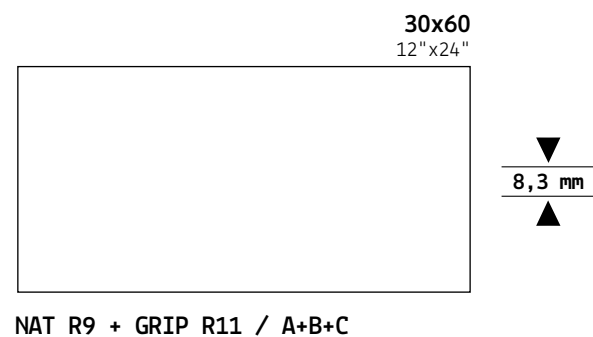
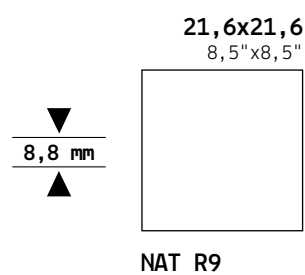


Web site  
More info



# POLINESIA


Gres Porcellanato  
Porcelain stoneware  
Grès cérame  
Feinsteinzeug



## Polinesia



FORMATO Size	SPESSORE Thickness	SCATOLE Boxes			PALETTE Pallets		
		pcs	m <sup>2</sup>	kg	box	m <sup>2</sup>	kg
30x60 R9 / R11	8,3	8	1,44	24,00	40	57,60	978
21,6x21,6 / R9	8,8	28	1,31	24,50	60	78,60	1488
60x60 2cm	20	2	0,72	33,00	32	23,04	1074



Denpasar



Singaraya



Padang



Jambi



Medanji

GRIP R11

GRIP R11



FLOOR | **SINGARAYA + DENPASAR**



FLOOR | **SINGARAYA** | 30x60

**30X60**  
**21,6x21,6**

# Polinesia

Gres Porcellanato / Porcelain stoneware / Grès cérame / Feinsteinzeug

▼  
8,3 mm  
▲  
NATURALE  
R11 / A+B+C

▼  
8,8 mm  
▲  
NATURALE

SINGARAYA NAT R9



30x60 SINGARAYA  
IPBP01S / NAT / R9

■ 59

PADANG GRIP R11



30x60 PADANG  
IPBP11S / GRIP / R11 / A+B

■ 59

DENPASAR

NAT R9




21,6x21,6 DENPASAR  
IPBP02 / NAT / R9

■ 64

21,6x21,6  
[ 18 FACCE ]

30x60  
[ 16 FACCE ]

Mosaico (30x30)

✂ su rete  
(Mesh mounted)   
9 pz



5x5 MOS. PADANG GRIP  
IPBM11 / R11

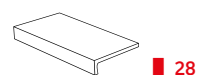
R11



1,5x1,5 MOS. SINGARAYA  
IPBM01 / NAT / R9

R9

Pezzi Speciali  
[Special items]



■ 28

IPBP20 ELLE PADANG

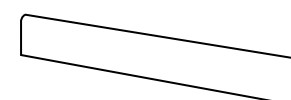
Elle Monolitico  
15x30x4



8pz

Skirting  
Battiscopa

IPBB01 BATT. SINGARAYA ■ 10



7,2x30 / 3" x12"



30 pz



FLOOR | **JAMBI** | 30x60



FLOOR | **MEDANJI** | 30x60

## Medanji & Jambi

MEDANJI

NAT R9

JAMBI

GRIP R11



30x60 MEDANJI  
IPBP04S / NAT / R9

■ 59

30x60 JAMBI  
IPBP14S/ GRIP R11 / A+B+C

■ 59

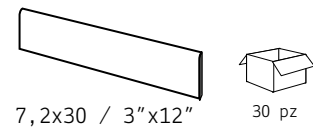
30x60



[ 13 FACCE ]

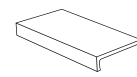
Skirting  
Battiscopa

IPBB04 BATT. MEDANJI ■ 10



7,2x30 / 3"x12"

30 pz



■ 28

IPBP24 ELLE JAMBI GRIP

Elle Monolitico  
15x30x4



8 pz



5x5 MOS. JAMBI GRIP  
IPBM14 / R11 ■ 21

R11



9 pz



1,5x1,5 MOS. MEDANJI  
IPBM04 / NAT / R9 ■ 43

R9

# POLINESIA | 2 CM

▼  
20 mm


▲  
RET / R11  
A + B + C

## 2cm | 60x60



PADANG  
GRIP R11


60x60



60X60 POLINESIA PADANG  
IPBP10 / RET ■ 91

JAMBI  
GRIP R11

60x60



60X60 POLINESIA JAMBI  
IPB16 / RET ■ 91



TORO 180°

30x60

IPBT10 PADANG / GRIP / TORO 180°

IPBT16 JAMBI / GRIP / TORO 180°

FORMATO

Size

cm

60x60 2cm

SPESSORE

Thickness

mm

20

SCATOLE

Boxes

pcs

2

SCATOLE

m<sup>2</sup>

kg

0,72 33,00

PALETTE

Pallets

box

m<sup>2</sup>

kg

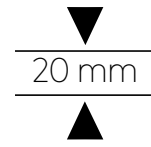


32

23,04

1074

# JAMBI | 60x60 2CM




RET / R11  
A + B + C

JAMBI  
GRIP R11



TORO 180°



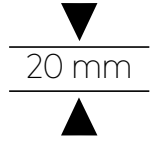
30x60

IPBT16 JAMBI / GRIP / TORO 180°

60X60 POLINESIA JAMBI ■ 91  
IPB16 / RET




# PADANG | 60x60 2CM



RET / R11  
A + B + C

PADANG  
GRIP R11



TORO 180°




30x60

IPBT10 PADANG / GRIP / TORO 180°

60X60 POLINESIA PADANG ■ 91  
IPBP10 / RET

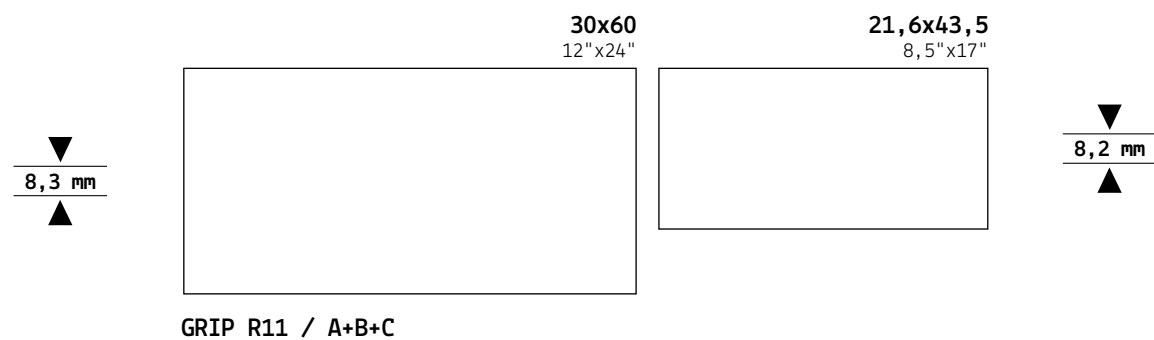


Web site  
More info



# METROPOLIS

Gres Porcellanato  
Porcelain stoneware  
Grès cérame  
Feinsteinzeug



## Metropolis



FORMATO Size	SPESSORE Thickness	SCATOLE Boxes	PALETTE Pallets				
cm	mm	pcs	m <sup>2</sup>	kg	box	m <sup>2</sup>	kg
30x60	8,3	8	1,44	24,00	40	57,60	978
30x60 RIGA	8,3	6	1,08	18,00	48	51,84	882
30x60 RIGA [B]	8,3	7	1,26	21,00	40	50,40	858
21,6x43,5	8,2	15	1,41	21,60	56	78,96	1209



FLOOR | METROPOLIS **ANTRAX** + RIGA **ANTRAX** | 30x60



Beige

Tortora

Grigio

Antrax

30x60 [4 colori]

22x44 [3 colori]



Beige

Tortora

Grigio

Antrax

**Metropolis**

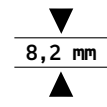
30x60

Muretto Riga

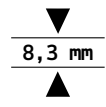
30X60  
21,6x43,5

# METROPOLIS

Gres Porcellanato / Porcelain stoneware / Grès cérame / Feinsteinzeug



[21,6x43,5]  
R11 / A+B+C



NATURALE  
R11 / A+B+C



30x60 TORTORA  
IMEP10S / GRIP / R11

■ 59



30x60 RIGA TORTORA  
IMER04B/ GRIP / R11

■ 62



21,6x43,5 TORTORA  
IMEP01N / GRIP / R11

■ 59



30x60 BEIGE  
IMEP11S / GRIP / R11

■ 59



30x60 RIGA BEIGE  
IMER01B / GRIP / R11

■ 62



21,6x43,5 BEIGE  
IMEP02N / GRIP / R11

■ 59



30x60 GRIGIO  
IMEP12S / GRIP / R11

■ 59



30x60 RIGA GRIGIO  
IMER02 / GRIP / R11

■ 62



21,6x43,5 GRIGIO  
IMEP03N / GRIP / R11

■ 59



30x60 ANTRAX  
IMEP13S / GRIP / R11

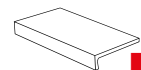
■ 59



30x60 RIGA ANTRAX  
IMER03B / GRIP / R11

■ 62

Pezzi Speciali  
[Special items]




■ 28

Elle Monolitico  
15x30x4  
pcs/box 8


IMEP20 TORTORA  
IMEP30 BEIGE  
IMEP40 GRIGIO  
IMEP20 ANTRAX

# METROPOLIS



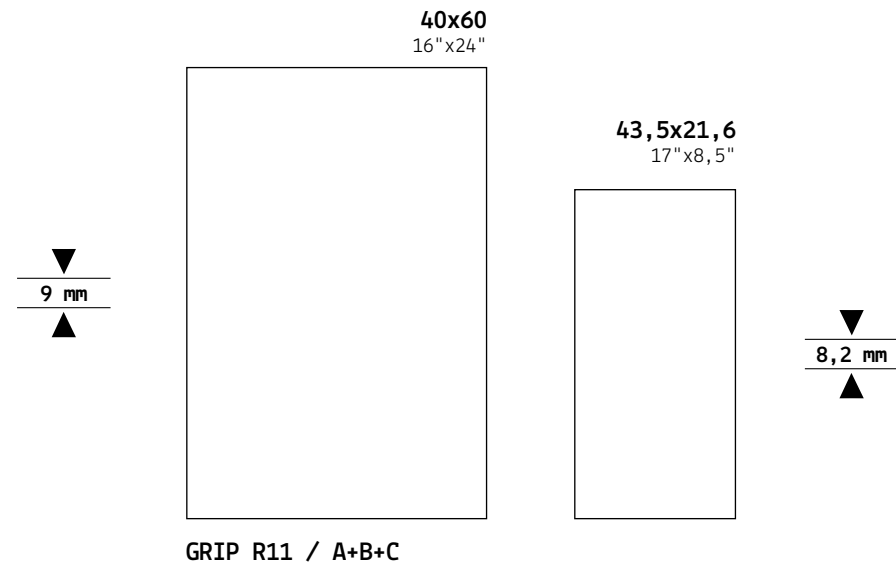
FLOOR | METROPOLIS BEIGE + RIGA BEIGE | 30x60

Web site  
More info



# POLAR

Gres Porcellanato  
Porcelain stoneware  
Grès cérame  
Feinsteinzeug



## Polar



Sand

Silver

Smoke

Antrax



FORMATO Size	SPESSORE Thickness	SCATOLE Boxes			PALETTE Pallets		
		pcs	m <sup>2</sup>	kg	box	m <sup>2</sup>	kg
40x60	9	5	1,20	22,00	48	57,60	1074
43,5x21,6	8,2	15	1,41	21,60	56	78,96	1227



# POLAR

Gres Porcellanato / Porcelain stoneware  
Grès cérame / Feinsteinzeug

▼  
9 mm

▲

NATURALE  
R11 / A+B+C

## POLAR | 40x60

SAND



40x60 SAND  
IPOP09 / GRIP / R11 ■ 64

SILVER



40x60 SILVER  
IPOP10 / GRIP / R11 ■ 64

SMOKE



40x60 SMOKE  
IPOP11 / GRIP / R11 ■ 64

ANTRAX



40x60 ANTRAX  
IPOP12 / GRIP / R11 ■ 64

## POLAR | 21,6x43,5

▼  
8,2 mm

▲

SAND



21,6x43,5 SAND  
IPOP05N / GRIP / R11 ■ 64

SILVER



21,6x43,5 SILVER  
IPOP06N / GRIP / R11 ■ 64

SMOKE



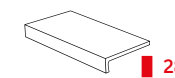
21,6x43,5 SMOKE  
IPOP07N / GRIP / R11 ■ 64

ANTRAX



21,6x43,5 ANTRAX  
IPOP08N / GRIP / R11 ■ 64

Pezzi Speciali  
[Special items]




■ 28

Elle Monolitico  
15x30x4  
pcs/box 8

IPOP13 SAND  
IPOP14 SILVER  
IPOP15 SMOKE  
IPOP16 ANTRAX

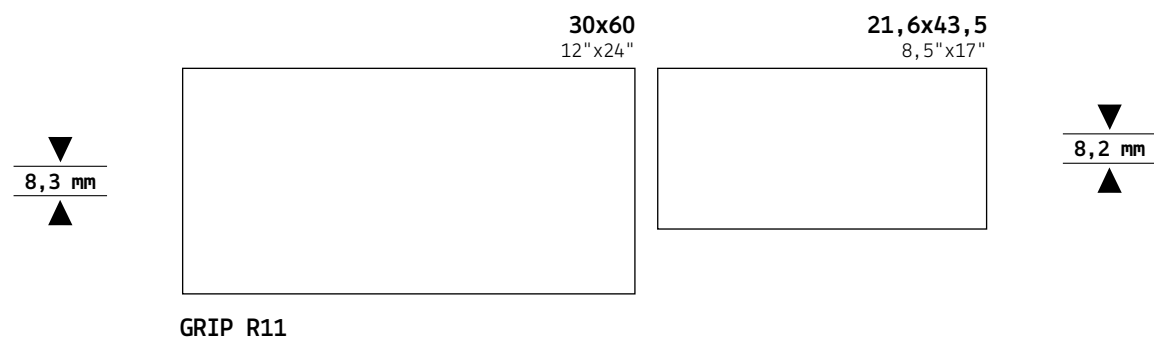
FLOOR | POLAR SAND | 40x60

Web site  
More info



# ETERNA

Gres Porcellanato  
Porcelain stoneware  
Grès cérame  
Feinsteinzeug



## Eterna



Bianco

Beige

Grigio



FORMATO Size	SPESSORE Thickness	SCATOLE Boxes			PALETTE Pallets		
		pcs	m <sup>2</sup>	kg	box	m <sup>2</sup>	kg
30x60 [DRITTO] cm	8,3 mm	8	1,44	24,00	40	57,60	978
21,6x43,5 [ONDULATO]	8,2 mm	15	1,41	21,60	56	78,96	1227



FLOOR | ETERNA **BEIGE** | 30x60

FLOOR | ETERNA **BIANCO** | 30x60

30X60  
21,6x43,5

# ETERNA

Gres Porcellanato / Porcelain stoneware / Grès cérame / Feinsteinzeug

▼  
8,3 mm  
▲  
NATURALE  
R11

# ETERNA

Naturale + Bordo Dritto



30x60 BIANCO  
IETP04S / GRIP / R11

■ 59

Naturale + Bordo Ondulato



21,6x43,5 BIANCO  
IETP01 / GRIP / R11

■ 59




30x60 BEIGE  
IETP05S / GRIP / R11

■ 59



21,6x43,5 BEIGE  
IETP02 / GRIP / R11

■ 59



30x60 GRIGIO  
IETP06S / GRIP / R11

■ 59

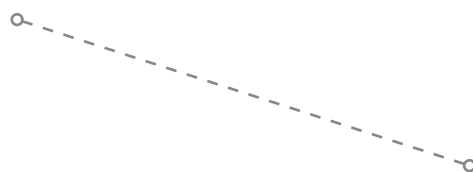


21,6x43,5 GRIGIO  
IETP03 / GRIP / R11

■ 59

▼  
8,2 mm  
▲

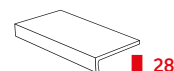
[21,6x43,5]  
R11 / A+B+C



Naturale + Bordo Ondulato



Pezzi Speciali  
[Special items]




■ 28  
Elle Monolitico  
15x30x4  
pcs/box 8

IETP11 BIANCO  
IETP12 BEIGE  
IETP13 GRIGIO

# PIETRA DI BISMANTOVA

Gres Porcellanato  
Porcelain stoneware  
Grès cérame  
Feinsteinzeug



30x60  
12"x24"

▼  
8,3 mm  
▲

GRIP R11



## Pietra di Bismantova



FORMATO Size	SPESSORE Thickness	SCATOLE Boxes	PALETTE Pallets
cm	mm	pcs	box m <sup>2</sup> kg
30x60	8,3	8 1,44 24,00	40 57,60 978



# PIETRA DI BISMANTOVA

GRIP R11

PIETRA DI BISMANTOVA | 30x60

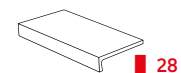
8,3mm



30x60 P. DI BISMANTOVA  
IETP07S / NAT / R11 GRIP

59

Pezzi Speciali  
[Special items]



Elle Monolitico  
15x30x4  
pcs/box 8

IETP14 P.di Bismantova

Web site  
More info



# COTTI D'EREMO

Gres Porcellanato  
Porcelain stoneware  
Grès cérame  
Feinsteinzeug



22x44  
16"x24"

▼  
8,2 mm  
▲

RET / R10 + R11




## Cotti d'Eremo




Ocra

Rosso

FORMATO Size	SPESSORE Thickness	SCATOLE Boxes			PALETTE Pallets		
		pcs	m <sup>2</sup>	kg	box	m <sup>2</sup>	kg
21,6x43,5 (R10)	8,2	15	1,41	21,60	56	78,96	1227
21,6x43,5 (R11)	8,2	15	1,41	21,60	56	78,96	1227



FLOOR | COTTI D'EREMO **OCRA** | 22x44



FLOOR | COTTI D'EREMO **ROSSO** | 22x44



FLOOR | COTTI D'EREMO **OCRA** | 22x44



FLOOR | COTTI D'EREMO **ROSSO** | 22x44

# COTTI D'EREMO | 22x44

R10 + R11  $\frac{8,2\text{ mm}}{\triangle}$

# COTTI D'EREMO

## INDOOR | INTERNO R10

OCRA



21,6x43,5 C.D'EREMO OCRA ■ 59  
ICEP01 / RET / R10

ROSSO



21,6x43,5 C.D'EREMO ROSSO ■ 59  
ICEP02 / RET / R10

## OUTDOOR | ESTERNO GRIP R11

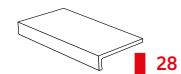


21,6x43,5 C.D'EREMO OCRA ■ 59  
ICEP11 / RET / R11 GRIP



21,6x43,5 C.D'EREMO ROSSO ■ 59  
ICEP12 / RET / R11 GRIP

Elle Monolitico  
15x30x4  
pcs/box 8



■ 28


ICEP14 OCRA R11  
ICEP13 ROSSO R11



OCRA


ROSSO

Web site  
More info



# PALINURO

Gres Porcellanato  
Porcelain stoneware  
Grès cérame  
Feinsteinzeug

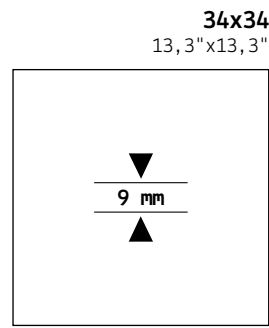


V4



PEI 4

◆ Glossy  
LUCIDO



NATURALE  
R9 / R11



## Palinuro



Bianco

Acquamarina

Azzurro

Blu Notte

camerota



FORMATO Size	SPESORE Thickness	SCATOLE Boxes	PALETTE Pallets	
cm	mm	pcs	m <sup>2</sup>	kg
34x34	9	12	1,39	24,05
			box	m <sup>2</sup> kg
			44	61,16 1076



FLOOR | PALINURO **ACQUAMARINA** | 34x34



FLOOR | PALINURO **AZZURRO** + PALINURO **CAMEROTA** | 34x34

# PALINURO | 34x34

▼  
9 mm  
▲  
NATURALE  
R9 / R11


# PALINURO

## BIANCO



34x34 BIANCO  
IPAP01 / NAT / R9 █ 82  
IPAP05 / GRIP / R11 █ 82

## AZZURRO




34x34 AZZURRO  
IPAP03 / NAT / R9 █ 82  
IPAP07 / GRIP / R11 █ 82

## ACQUAMARINA




34x34 ACQUAMARINA  
IPAP02 / NAT / R9 █ 82  
IPAP06 / GRIP / R11 █ 82

## BLU NOTTE




34x34 BLU NOTTE  
IPAP04 / NAT / R9 █ 82  
IPAP08 / GRIP / R11 █ 82

## CAMEROTA



34x34 CAMEROTA  
IPAP09 / NAT / R9 █ 82  
IPAP10 / GRIP / R11 █ 82





COMMODITY | WALL & FLOOR

Monocalibro / Monocaliber / Monocalibre / In einem werkmass

**WEISS | 25x60**

8 mm

Bicottura tradizionale / Traditional double fired / Traditionnelle bi-cuisson / Zweibrandfliesen

	<b>WEISS LUX</b>		<b>WEISS MATT</b>
<p>◆ Glossy LUCIDO</p> <p>◆ Glossy LUCIDO</p>			
	M0000N WEISS LUX 25x60 █ 53		M0005N WEISS MATT 25x60 █ 53
	M0010N WEISS WAVE LUX 25x60 █ 60		M0015N WEISS WAVE MATT 25x60 █ 60
	<b>WAVE LUX</b>		<b>WAVE MATT</b>

**WHITE and WHITE | 25x40**

7 mm

<b>Bianco CLASSICO</b>				<b>Bianco CLASSICO MATT</b>
	WC000A Bianco Classico 25x40 █ 39		WW100A Bianco Classico Matt. 25x40 █ 39	

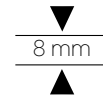
**WHITE SPRING | 20x40**

6,2 mm

<p>◆ Glossy LUCIDO</p>			
	M0020E White Spring WHITE LUX 20x40 █ 39		M0025E White Spring WHITE MATT 20x40 █ 39

FORMATO Size	SPESSORE Thickness	SCATOLE Boxes			PALETTE Pallets			Imballi / Pesì [Packaging / Weights]
		pcs	m <sup>2</sup>	kg	box	m <sup>2</sup>	kg	
25x60 WEISS	8	10	1,50	20,00	48	72,00	978	
25x40 WHITE and WHITE	7	17	1,70	19,35	54	86,40	1063	
20x40 WHITE SPRING	6,2	20	1,60	16,40	64	102,4	1067,6	

# BRAVA | 25x60



**Glossy**  
LUCIDO

# BRAVA | 25x60



## BEIGE



GB240 - M.CL003 BRAVA BEIGE / 25x60 ■ 62



GB262 - BRAVA ONDA BEIGE / 25x60 ■ 73



GB261 - BRAVA ASTORIA BEIGE / 25x60 ■ 62

## GRIGIO



GB235 - M.CL001 BRAVA GRIGIO / 25x60 ■ 62



GB257 - BRAVA ONDA GRIGIO / 25x60 ■ 73



GB256 - BRAVA ASTORIA GRIGIO / 25x60 ■ 62

FORMATO Size	SPESSORE Thickness	SCATOLE Boxes			PALETTE Pallets		
		pcs	m <sup>2</sup>	kg	box	m <sup>2</sup>	kg
25x60 BRAVA	8	10	1,50	20,00	48	72,00	978
25x60 STRUTTURE	8	10	1,50	20,00	48	72,00	978

Imballi / Pesì  
[Packaging / Weights]



Monocalibro / Monocaliber / Monocalibre / In einem werkmass

# WHITE AND WOOD

Bicottura tradizionale  
Traditional double fired  
Bi-cuisson traditionnelle  
Zweibrandfliesen

Monocalibro / Monocaliber / Monocalibre / In einem werkmass

7mm



25x40  
10"x16"




## WHITE AND WOOD | 25x40


7mm



WW100A Bianco Classico Matt. ■ 39



WW400A Wood Grey ■ 39



WW300A Wood Cream ■ 39



WW410A Brick Grey / 25x40 ■ 46



WW310A Brick Cream / 25x40 ■ 46



WW405 Sigaro Cenere 3x40 ■ 10



WW305 Sigaro Noce / 3x40 ■ 10

FORMATO  
Size

cm  
25x40 FONDI  
25x40 BRICK  
3x40 SIGARO

SPESSORE  
Thickness

mm  
7  
7  
-

SCATOLE  
Boxes

pcs  
17  
17  
8

SCATOLE  
Boxes

m<sup>2</sup>  
1,70  
1,70  
-

kg

19,35  
19,35  
1,44

PALETTE  
Pallets

box  
54  
54  
-

m<sup>2</sup>

91,80  
91,80  
-

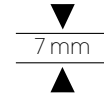
kg

1063  
1063  
-

Inballi / Pesi  
[Packaging / Weights]



# ANTARES | 20x50



Bicottura tradizionale / Traditional double fired / Traditionnelle bi-cuisson / Zweibrandfliesen



AW200 Antares **BLANC** 20x50 ■ 46



AW100 Antares **NOIR** 20x50 ■ 46



AW500 Antares **TAUPE** 20x50 ■ 46



AW300 Antares **GRIS** 20x50 ■ 46



IAND11 Decoro **TAUPE** 20x50 ■ 61



IAND10 Decoro **GRIS** 20x50 ■ 61



AW501 List. Antares **TAUPE** 4,5x50 ■ 12



AW301 List. Antares **GRIS** 4,5x50 ■ 12



AW201 List. Antares **BLANC** 4,5x50 ■ 12

FORMATO Size	SPESSORE Thickness	SCATOLE Boxes			PALETTE Pallets		
		pcs	m <sup>2</sup>	kg	box	m <sup>2</sup>	kg
20x50 ANTARES	7	16	1,60	18,50	48	76,80	906
4,4x50 List.	7	8	0,10	2,06	-	-	-

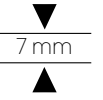
Inballi / Pesì  
[Packaging / Weights]



Monocalibro / Monocaliber / Monocalibre / In einem werkmass



# VICKY | 20x50



Bicottura tradizionale / Traditional double fired / Traditionnelle bi-cuisson / Zweibrandfliesen



VKR100 Vicky **NEUTRO** 20x50 ■ 50



VKR100 Vicky **NEUTRO** 20x50 ■ 50



VKR101 Vicky **BEIGE** 20x50 ■ 50



VKR102 Vicky **GRIGIO** 20x50 ■ 50



VKR103 Vicky **DECORO** 20x50 ■ 61



VKR104 Vicky **STRUTT. MIX** 20x50 ■ 61

FORMATO Size	SPESSORE Thickness	SCATOLE Boxes			PALETTE Pallets		
		pcs	m <sup>2</sup>	kg	box	m <sup>2</sup>	kg
20x50 VICKY	7	16	1,60	18,50	48	76,80	906

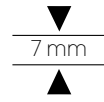
Inballi / Pesì  
[Packaging / Weights]



Monocalibro / Monocaliber / Monocalibre / In einem werkmass

20X50

# FLORA



Bicottura tradizionale / Traditional double fired / Traditionnelle bi-cuisson / Zweibrandfliesen



IFLR20 - FLORA MUR. GRIGIO / 20x50 ■ 61



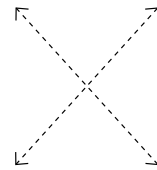
IFLR10 - FLORA MUR. BEIGE / 20x50 ■ 61



IFLR03 - FLORA PERLA / 20x50 ■ 46



IFLR02 - FLORA BEIGE / 20x50 ■ 46



IFLR01 - FLORA AVORIO / 20x50 ■ 46



IFLD01 - FLORA DEC. UNIVERSAL / 20x50 ■ 61

Perla



Avorio

Universal

Beige



Perla



Avorio

Muretto

Beige



FLORA Muretto

4 faces  
4 facce



FLORA Universal

1 face  
1 faccia



Ripetibile / Verticale / Orizzontale  
Seamless / Vertical / Horizontal

FORMATO Size	SPESSORE Thickness	SCATOLE Boxes	PALETTE Pallets		Imballi / Pesì [Packaging / Weights]		
cm	mm	pcs	m <sup>2</sup>	kg	box	m <sup>2</sup>	kg
20x50 FLORA	7	16	1,60	18,50	48	76,80	906




Monocalibro / Monocaliber / Monocalibre / In einem werkmass

# OUT & IN | 15x60

Gres Porcellanato / Porcelain stoneware / Grès cérame / Feinsteinzeug

9 mm  
NATURALE  
R11 / A+B+C

## Ceiba

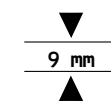


V2

Gres Porcellanato  
Porcelain stoneware  
Grès cérame  
Feinsteinzeug



PEI 4



NATURALE / R11 / A+B+C 15x60  
6"x24"

### Pezzi Speciali [Special items]



94  
GRADINO  
Costa Retta  
15x60



116  
ANGOLARE  
DX / SX  
15x60



63  
ELLE  
Costa Retta  
15x60



78  
GRADINO 15x60  
Costa Retta  
lato corto

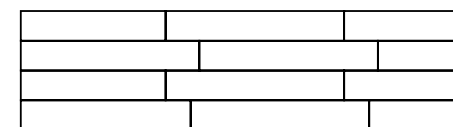


8  
Battiscopa  
8x45  
pcs/box 30  
Kg 14,6

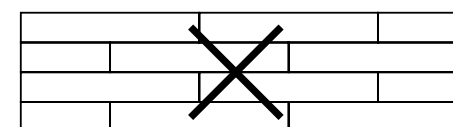
OY105 EMERI  
OY205 CEIBA  
OY305 GREY KANE

### Consigli di posa / Conseils de pose / Verlegeempfehlungen

Installation advise **OK**



Installation advise **NO 50%**



### Imballi / Pesì [Packaging / Weights]

FORMATO Size	SPESSORE Thickness	SCATOLE Boxes			PALETTE Pallets		
		pcs	m <sup>2</sup>	kg	box	m <sup>2</sup>	kg
15x60	9	12	1,08	17,60	60	64,80	1074

## Ceiba



OY200S Out&in CEIBA / 15x60 ■ 61

## Grey Kane

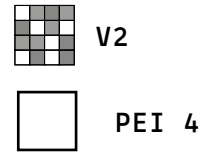


OY300S Out&in GREY KANE / 15x60 ■ 61

## Emeri

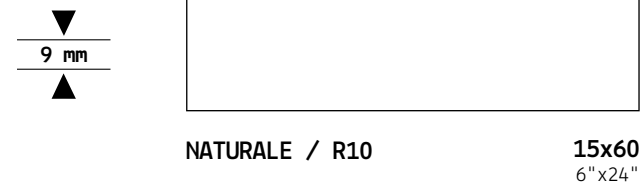


OY100S Out&in EMERI / 15x60 ■ 61

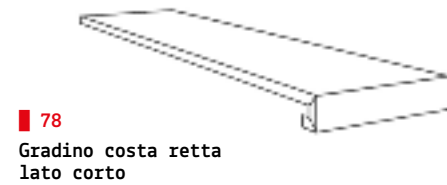
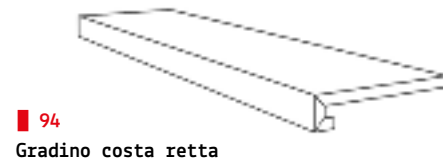
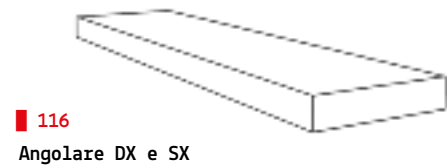
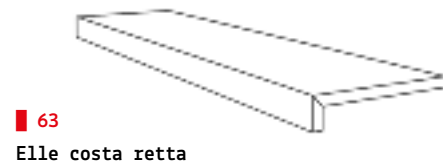


# NOTTINGHAM

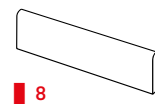
Gres Porcellanato  
Porcelain stoneware  
Grès cérame  
Feinsteinzeug



Pezzi Speciali  
[Special items]



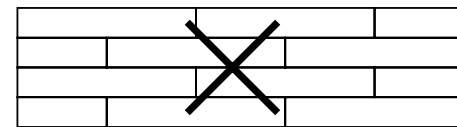
Pezzi Speciali  
[Special items] **Battiscopa**  
8x45  
pcs/box 30  
Kg 14,6



NG105 MILK  
NG205 ALMOND  
NG305 WALNUT  
NG405 TAUPE  
NG505 STONE


Consigli di posa / Conseils de pose / Verlegeempfehlungen

**NO 50%**



Installation advise

**OK**

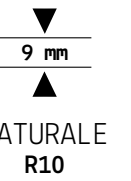


FORMATO Size	SPESSORE Thickness	SCATOLE Boxes	PALETTE Pallets	
cm	mm	pcs	m <sup>2</sup>	kg
15x60	9	12	1,08	17,60
			box	m <sup>2</sup>
			60	64,80

Imballi / Pesì  
[Packaging / Weights]

## NOTTINGHAM | 15x60

Gres Porcellanato / Porcelain stoneware / Grès cérame / Feinsteinzeug



Milk



NG100RS Nottingham MILK / 15x60 ■ 60

Stone



NG500RS Nottingham STONE / 15x60 ■ 60

Almond



NG200RS Nottingham ALMOND / 15x60 ■ 60

Walnut



NG300RS Nottingham WALNUT / 15x60 ■ 60

Taupe



NG400RS Nottingham TAUPE / 15x60 ■ 60



FLOOR | BESTONE BE MUD | 30x60



V3



PEI 5

# BESTONE | 30x60

Gres Porcellanato / Porcelain stoneware / Grès cérame / Feinsteinzeug

8,3 mm

NAT / R9 + R11

IVORY




30x60 BE IVORY  
BE100B / NAT / R9 █ 60



30x60 BE IVORY  
BE200B / NAT / GRIP R11 █ 60

Mosaico (30x30)

su rete  
(Mesh mounted)



11 pz

5x5 MOS. BE IVORY  
BE202 / RET / GRIP █ 18


MUD



30x60 BE MUD  
BE500B / NAT / R9 █ 60



30x60 BE MUD  
BE600B / NAT / GRIP R11 █ 60



11 pz

5x5 MOS. BE MUD  
BE602 / RET / GRIP █ 18


ICE



30x60 BE ICE  
BE300B / NAT / R9 █ 60



30x60 BE ICE  
BE400B / NAT / GRIP R11 █ 60



11 pz

5x5 MOS. BE ICE  
BE402 / RET / GRIP █ 18


GREY



30x60 BE GREY  
BE700B / NAT / R9 █ 60



30x60 BE GREY  
BE800B / NAT / GRIP R11 █ 60



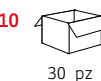
11 pz

5x5 MOS. BE GREY  
BE802 / RET / GRIP █ 18

Skirting  
Battiscopa



10



Battiscopa  
7,2x30

30 pz

BE109 BATT. BE IVORY  
BE309 BATT. BE ICE  
BE509 BATT. BE MUD  
BE709 BATT. BE GREY

FORMATO  
Size  
cm

30x60 NAT R9  
30x60 GRIP R11

SPESSORE  
Thickness  
mm

8,3  
8,3

SCATOLE  
Boxes  
pcs m<sup>2</sup> kg

8 1,44 24,00  
8 1,44 24,00



PALETTE  
Pallets  
box m<sup>2</sup> kg

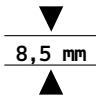
40 57,60 978  
40 57,60 978



Inballi / Pesì  
[Packaging / Weights]

# BALI


Gres Porcellanato / Porcelain stoneware / Grès cérame / Feinsteinzeug



**60X60**

NAT / R9 + R11

Bali AVANA



AAA100C Bali AVANA  
60x60

■ 60

Bali SILVER



AAA300C Bali SILVER  
60x60

■ 60


Bali VISIONE



60x60 Bali VISIONE  
AAA200C / NAT / R9  
AAA210C / GRIP R11

■ 60

Bali PIOMBO

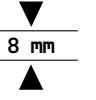


60x60 Bali PIOMBO  
AAA400C / NAT / R9  
AAA410C / GRIP R11

■ 60

# BALI

Gres Porcellanato / Porcelain stoneware / Grès cérame / Feinsteinzeug



**30X60**

NAT / R9

Bali AVANA



AAA150C Bali AVANA ■ 60  
30X60

Bali SILVER



AAA350C Bali SILVER ■ 60  
30X60

Bali VISIONE



AAA250C Bali VISIONE ■ 60  
30X60

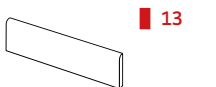
Bali PIOMBO



AAA450C Bali PIOMBO ■ 60  
30X60

Pezzi Speciali  
[Special items]

**Skirting**  
Battiscopa



**Battiscopa**  
7,5x60  
pcs/box 15

AAAB100C AVANA  
AAAB200C VISIONE  
AAAB300C SILVER  
AAAB400C PIOMBO

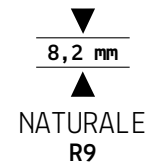
FORMATO Size	SPESSORE Thickness	SCATOLE Boxes			PALETTE Pallets		
		pcs	m <sup>2</sup>	kg	box	m <sup>2</sup>	kg
60x60	8,5	4	1,44	26,50	30	43,20	813
30x60	8	8	1,44	24,00	40	57,60	978

Imballi / Pesì  
[Packaging / Weights]

**PEI 4**

# RIFLESSI | 45,5x45,5

Gres Porcellanato / Porcelain stoneware / Grès cérame / Feinsteinzeug



## Riflessi BEIGE



FRBE425 Riflessi BEIGE ■ 50  
45,5x45,5



IRIB01 Riflessi BEIGE Batt. ■ 10  
7,5x45

## Riflessi GRIGIO



FRGR425 Riflessi GRIGIO ■ 50  
45,5x45,5



IRIB02 Riflessi GRIGIO Batt. ■ 10  
7,5x45

**SKIRTING  
BATTISCOPA**  
7,5x45



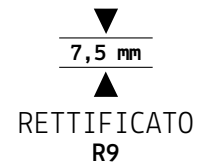
30 pz

FORMATO Size	SPESSORE Thickness	SCATOLE Boxes	PALETTE Pallets		Imballi / Pesì [Packaging / Weights]		
cm	mm	pcs	m <sup>2</sup>	kg	box	m <sup>2</sup>	kg
45,5x45,5	8,2	8	1,66	26,24	48	79,68	1278

**PEI 4**

# ALPI | 60X60 | Rettificato

Gres Porcellanato / Porcelain stoneware / Grès cérame / Feinsteinzeug



## Alpi BEIGE



PF00021813 - CL003 Alpi BEIGE ■ 66  
60x60 | RET

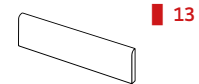
## Alpi GRIGIO



PF00021814 - CL005 Alpi GRIGIO ■ 66  
60x60 | RET

**Pezzi Speciali**  
[Special items]

**Skirting  
Battiscopa**



■ 13

**Battiscopa**  
8x60  
pcs/box 15

**IALB01 Batt.**  
Alpi Beige

**IALB02 Batt.**  
Alpi Grigio

FORMATO Size	SPESSORE Thickness	SCATOLE Boxes	PALETTE Pallets		Imballi / Pesì [Packaging / Weights]		
cm	mm	pcs	m <sup>2</sup>	kg	box	m <sup>2</sup>	kg
60X60	8,2	4	1,44	20,59	32	46,08	677

**PEI 4**

## CARATTERISTICHE TECNICHE

Technical features  
Caractéristiques techniques  
Technische Eigenschaften

	Metodo di prova Testing method Méthode d'essai Prüfmethode	Valori prescritti International Standard Internationale Normwerte Valeurs Prescrites	Valori prescritti International Standard Internationale Normwerte Valeurs Prescrites	Valori medi Average Value Mittelwert Valeurs Moyennes
<b>Assorbimento d'acqua</b> Water absorption Absorption d'eau Wasseraufnahme	ISO 10545 - 3	≤ 0,5 %	> 10 %	<b>Conforme</b> In accordance Entsprechend
<b>Lunghezza e larghezza</b> Length and width Longueur et largeur Länge und Breite	ISO 10545 - 2	+/- 0,6 %	+/- 0,5 %	<b>Conforme</b> In accordance Entsprechend
<b>Spessore</b> Thickness Épaisseur Stärke	ISO 10545 - 2	+/- 5 %	+/- 10 %	<b>Conforme</b> In accordance Entsprechend
<b>Rettilinearità degli spigoli</b> Straightness Equerrage des angles Geradlinigkeit	ISO 10545 - 2	+/- 0,5 %	+/- 0,3 %	<b>Conforme</b> In accordance Entsprechend
<b>Ortogonalità</b> Rectangularity Orthogonalité Rechtwinkligkeit	ISO 10545 - 2	+/- 0,6 %	+/- 0,5 %	<b>Conforme</b> In accordance Entsprechend
<b>Planarità</b> Warpage Planéité Ebenflächigkeit	ISO 10545 - 2	+/- 0,5 %	+/- 0,5 % - 0,3%	<b>Conforme</b> In accordance Entsprechend
<b>Coefficiente di attrito (scivolosità)</b> Friction coefficient (slipperiness) Coefficient de friction (glissement) Reibungskoeffizient (Schlupfrigkeit)				
<b>Coefficiente dilatazione termica lineare</b> Coefficient of linear thermal-expansion Coefficient de dilatation thermique linéaire Lineare Wärmeausdehnung	ISO 10545 - 8	9 MK <sup>1</sup>		<b>7 MK<sup>1</sup></b>
<b>Resistenza alla flessione</b> Flexion resistance Résistance à la flexion Biegezugfestigkeit	ISO 10545 - 4	> 35 N/mm <sup>2</sup>	> 15 N/mm <sup>2</sup>	<b>Conforme</b> In accordance Entsprechend
<b>Resistenza all'abrasione profonda</b> Deep abrasion resistance Résistance à l'abrasion profonde Beständigkeit gegen Tiefenabrieb				
<b>Resistenza al gelo</b> Frost resistance Résistance au gel Frostwiderstandsfähigkeit	ISO 10545 - 12	Nessuna alterazione No alteration		<b>Conforme</b> In accordance Entsprechend
<b>Resistenza agli sbalzi termici</b> Thermal shock resistance Résistance aux écarts de température Temperaturwechselbeständigkeit	ISO 10545 - 9	Nessuna alterazione No alteration		<b>Conforme</b> In accordance Entsprechend
<b>Resistenza dei colori alla luce</b> Color resistance to light Résistance de la couleur à la lumière Lichtbeständigkeit	DIN 51094	Nessuna alterazione No alteration		<b>Conforme</b> In accordance Entsprechend
<b>Resistenza ai prodotti chimici</b> Chemical resistance Résistance aux produits chimiques Chemikalienfestigkeit	ISO 10545 - 13	Classe UB min	Classe GB min	<b>Conforme</b> In accordance Entsprechend
<b>Resistenza alle macchie</b> Stain resistance Résistance aux taches Flecken-Beständigkeit	ISO 10545 - 14	Classe 3 min	Classe 3 min	<b>Conforme</b> In accordance Entsprechend

**UNI EN 14411 G  
Gruppo BIa GL**

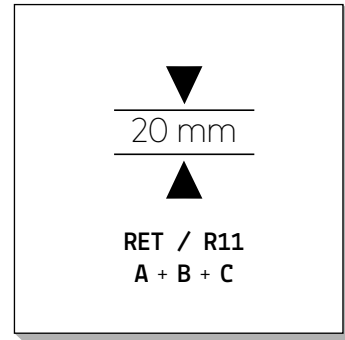
Pavimenti in gres porcellanato  
Porcelain wall and floor tiles

**UNI EN 14411 L  
Gruppo BIII GL**

Rivestimenti in bicottura  
Double firing wall tiles



# 2cm | 60x60



Gres Porcellanato  
Porcelain stoneware  
Grès cérame  
Feinsteinzeug



TORO 180°



30x60

IEUT09 EUROPA PERLA / GRIP / TORO 180°  
IEUT10 EUROPA SABBIA / GRIP / TORO 180°  
IEUT12 EUROPA GRAFITE / GRIP / TORO 180°

ISTT21 U.STONE GREYGE / GRIP / TORO 180°  
ISTT16 U.STONE ALMOND / GRIP / TORO 180°

IDET07 DEA IVORY / GRIP / TORO 180°  
IDET08 DEA GOLD / GRIP / TORO 180°

IPBT10 PADANG / GRIP / TORO 180°  
IPBT16 JAMBI / GRIP / TORO 180°


FORMATO Size	SPESSORE Thickness	SCATOLE Boxes			PALETTE Pallets		
		pcs	m <sup>2</sup>	kg	box	m <sup>2</sup>	kg
U. STONE 60x60	20	2	0,72	33,00	32	23,04	1074
POLINESIA 60x60	20	2	0,72	33,00	32	23,04	1074
EUROPA 60x60	20	2	0,72	33,00	32	23,04	1074
DEA 60x60	20	2	0,72	33,00	32	23,04	1074



60x60 SABBIA IEUP10C / RET / GRIP R11 ■ 91  
60x60 PERLA IEUP09C / RET / GRIP R11 ■ 91  
60x60 GRAFITE IEUP12C / RET / GRIP R11 ■ 91



60X60 U.STONE GREYGE ISTP21 / RET ■ 91  
60X60 U.STONE ALMOND ISTP20 / RET ■ 91




60x60 DEA IVORY MCADE05 / GRIP / R11 ■ 91  
60x60 DEA GOLD MCADE06 / GRIP / R11 ■ 91

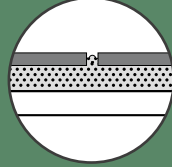


60X60 POLINESIA JAMBI IPB16 / RET ■ 91  
60X60 POLINESIA PADANG IPBP10 / RET ■ 91

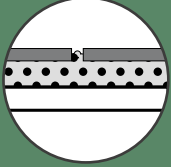
**POSA SU ERBA**  
 Laying On Soil - Grass  
 Pose Sur Terrain - Pelouse  
 Verlegung Auf Erdreich - Grasnarbe




**POSA SU SABBIA**  
 Laying On Sand  
 Pose Sur Sable  
 Verlegung Auf Sand




**POSA SU GHIAIA**  
 Laying On Gravel  
 Pose Sur Gravier  
 Verlegung Auf Kies




**POSA SU MASSETTO CON COLLA**  
 Installation Slabs On A Screed  
 Pose De Dalles C. Ramiques Sur Chape  
 Anleitungen Für Die Verlegung Von Keramikplatten Auf Estrich




**POSA SOPRAELEVATA**  
 Installation Of A Raised Floor For Exterior Locations  
 La Pose D'un Plancher Sur Lev Pour  
 Am Nagements Ext Rieurs  
 Verlegung Von Schwimmendem Bodenbelag Für Aussenbereichemikplatten Auf Estrich

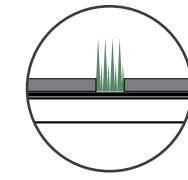



La forza del Gres Porcellanato, nello spessore maggiorato, offre l'opportunità di vestire gli spazi esterni in molteplici soluzioni e formati

## SISTEMI DI POSA

Laying Instructions - Instructions De Pose - Verlegeanleitungen

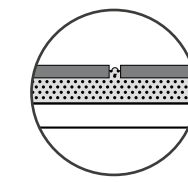
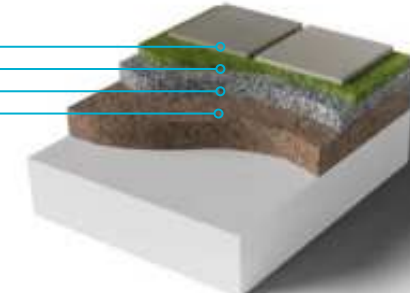
2cm | 60x60



### POSA SU ERBA

Laying On Soil - Grass  
 Pose Sur Terrain - Pelouse  
 Verlegung Auf Erdreich - Grasnarbe

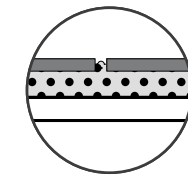

**IDEA CERAMICA / Products / Prodotti / 20 mm**  
 MANTO ERBOSO  
 GHIAIA Ø 4/8 mm (5/8 cm di spessore)  
 TERRENO



### POSA SU SABBIA

Laying On Sand  
 Pose Sur Sable  
 Verlegung Auf Sand

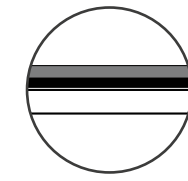

**IDEA CERAMICA / Products / Prodotti / 20 mm**  
 SABBIA (2/5 cm di spessore)  
 GHIAIA Ø 0/20 MM (20/40 cm di spessore)  
 GHIAIA Ø 40/80 MM (30/50 cm di spessore)  
 GEOTESSUTO  
 TERRENO



### POSA SU GHIAIA

Laying On Gravel  
 Pose Sur Gravier  
 Verlegung Auf Kies

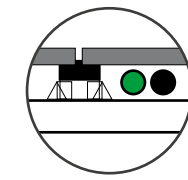

**IDEA CERAMICA / Products / Prodotti / 20 mm**  
 GHIAIA Ø 4/8 MM (10/30 cm di spessore)  
 TAPPETINO ANTIDIFESA  
 GUAINA IMPERMEABILE  
 MASSETTO  
 TERRENO



### POSA SU MASSETTO CON COLLA

Installation Slabs On A Screed  
 Pose De Dalles C. Ramiques Sur Chape  
 Anleitungen Für Die Verlegung Von Keramikplatten Auf Estrich


**IDEA CERAMICA / Products / Prodotti / 20 mm**  
 STUCCO  
 COLLA PER ESTERNI  
 STRATO DI IMPERMEABILIZZAZIONE  
 MASSETTO  
 CEMENTO RINFORZATO  
 TERRENO



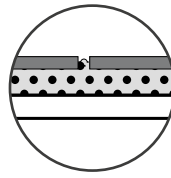
### POSA SOPRAELEVATA

Instructions For Installation Of A Raised Floor For Exterior Locations  
 Instructions Pour La Pose D'un Plancher Sur Lev Pour Am Nagements Ext Rieurs  
 Verlegung Von Schwimmendem Bodenbelag Für Aussenbereichemikplatten Auf Estrich

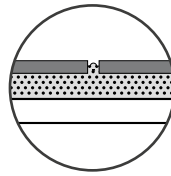
**IDEA CERAMICA / Products / Prodotti / 20 mm**  
 SUPPORTO FISSO O REGOLABILE  
 MASSETTO



# 2cm | 60x60



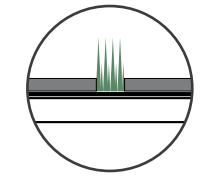
**POSA SU GHIAIA**  
INSTALLED ON GRAVEL.  
POSE SUR GRAVIER.



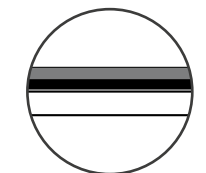
**POSA SU SABBIA**  
INSTALLED ON SAND.  
POSE SUR SABLE.



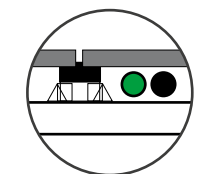
**TORO 180°**  
30x60



**POSA SU ERBA**  
PLACED ON THE GROUND.  
POSE À PAS JAPONAIS.



**POSA SU MASSETTO  
CON COLLA**  
INSTALLTION USING  
PROPER ADHESIVE  
ON A SCREED BASE.  
POSE TRADITIONELLE (COLLÉE).



**POSA SOPRAELEVATA**  
RAISED FLOOR BY  
DEDICATED SUPPORT.  
POSE SUR PLOTS.

GRES PORCELLANATO SPESSORE 2 CM  
GLAZED PORCELAIN THICKNESS 2 CM  
GRÈS CÉRAME EPAISSEUR 2 CM

# TECH | INFO



## INFORMAZIONI GENERALI GENERAL INFORMATION

### CARATTERISTICHE TECNICHE

Technical features  
Caractéristiques techniques  
Technische Eigenschaften

### PAVIMENTO

Floor tile

### RIVESTIMENTO

Wall tile



	Metodo di prova Testing method Méthode d'essai Prüfmethode	Valori prescritti International Standard Internationale Normwerte Valeurs Prescrites	Valori prescritti International Standard Internationale Normwerte Valeurs Prescrites	Valori medi Average Value Mittelwert Valeurs Moyennes
<b>Assorbimento d'acqua</b> Water absorption Absorption d'eau Wasseraufnahme	ISO 10545 - 3	≤ 0,5 %	> 10 %	<b>Conforme</b> In accordance Entsprechend
<b>Lunghezza e larghezza</b> Length and width Longueur et largeur Länge und Breite	ISO 10545 - 2	+/- 0,6 %	+/- 0,5 %	<b>Conforme</b> In accordance Entsprechend
<b>Spessore</b> Thickness Épaisseur Stärke	ISO 10545 - 2	+/- 5 %	+/- 10 %	<b>Conforme</b> In accordance Entsprechend
<b>Rettilineità degli spigoli</b> Straightness Équerage des angles Geradlinigkeit	ISO 10545 - 2	+/- 0,5 %	+/- 0,3 %	<b>Conforme</b> In accordance Entsprechend
<b>Ortogonalità</b> Rectangularity Orthogonalité Rechtwinkligkeit	ISO 10545 - 2	+/- 0,6 %	+/- 0,5 %	<b>Conforme</b> In accordance Entsprechend
<b>Planarità</b> Warpage Planéité Ebenflächigkeit	ISO 10545 - 2	+/- 0,5 %	+/- 0,5 % - 0,3%	<b>Conforme</b> In accordance Entsprechend
<b>Coefficiente di attrito (scivolosità)</b> Friction coefficient (slipperiness) Coefficient de friction (glissement) Reibungskoeffizient (Schlupfrigkeit)				
<b>Coefficiente dilatazione termica lineare</b> Coefficient of linear thermal-expansion Coefficient de dilatation thermique linéaire Lineare Wärmeausdehnung	ISO 10545 - 8	9 MK <sup>-1</sup>		<b>7 MK<sup>-1</sup></b>
<b>Resistenza alla flessione</b> Flexion resistance Résistance à la flexion Biegezugfestigkeit	ISO 10545 - 4	> 35 N/mm <sup>2</sup>	> 15 N/mm <sup>2</sup>	<b>Conforme</b> In accordance Entsprechend
<b>Resistenza all'abrasione profonda</b> Deep abrasion resistance Résistance à l'abrasion profonde Beständigkeit gegen Tiefenabrieb				
<b>Resistenza al gelo</b> Frost resistance Résistance au gel Frostwiderstandsfähigkeit	ISO 10545 - 12	Nessuna alterazione No alteration		<b>Conforme</b> In accordance Entsprechend
<b>Resistenza agli sbalzi termici</b> Thermal shock resistance Résistance aux écarts de température Temperaturwechselbeständigkeit	ISO 10545 - 9	Nessuna alterazione No alteration		<b>Conforme</b> In accordance Entsprechend
<b>Resistenza dei colori alla luce</b> Color resistance to light Résistance de la couleur à la lumière Lichtbeständigkeit	DIN 51094	Nessuna alterazione No alteration		<b>Conforme</b> In accordance Entsprechend
<b>Resistenza ai prodotti chimici</b> Chemical resistance Résistance aux produits chimiques Chemikalienfestigkeit	ISO 10545 - 13	Classe UB min	Classe GB min	<b>Conforme</b> In accordance Entsprechend
<b>Resistenza alle macchie</b> Stain resistance Résistance aux taches Flecken-Beständigkeit	ISO 10545 - 14	Classe 3 min	Classe 3 min	<b>Conforme</b> In accordance Entsprechend

**UNI EN 14411 G**  
**Gruppo BIa GL**

Pavimenti in gres porcellanato  
Porcelain wall and floor tiles

**UNI EN 14411 L**  
**Gruppo BIII GL**

Rivestimenti in bicottura  
Double firing wall tiles



### 1) ACCETTAZIONE DA PARTE DELL'ACQUIRENTE DELLE CONDIZIONI GENERALI DI VENDITA DEL VENDITORE

Queste Condizioni Generali di Vendita saranno valide per ogni contratto della IDEA Ceramica ("Venditore") per la vendita di merci o articoli ("Prodotti") a qualsiasi persona che ha acquistato o concordato di acquistare prodotti dal Venditore ("Acquirente"), a meno che il Venditore abbia diversamente convenuto per iscritto. Al momento in cui inoltra un ordine dei Prodotti, l'Acquirente accetta queste Condizioni Generali di Vendita. Qualsiasi altro termine o condizione che possa essere predisposto in qualsiasi momento dall'Acquirente, sotto forma di ordine dell'Acquirente o in altro modo (sia in forma orale, dattiloscritta, scritta o stampata) sarà nullo e non valido e non avrà nessun effetto anche se non verrà sollevata un'esplicita obiezione allo stesso da parte del Venditore.

### 2) ACCETTAZIONE E CONFERMA DELL'ORDINE

Tutti gli ordini dell'Acquirente, ottenuti tramite un agente del Venditore o altrimenti, sono sottoposti all'approvazione del Venditore e possono essere accettati o modificati dal Venditore, in tutto o in parte. L'accettazione del Venditore di parte dell'ordine non costituisce accettazione di altra parte dell'ordine. Nessun ordine dell'Acquirente sarà vincolante per il Venditore, a meno che non sia accettato dal Venditore, presso la sede Commerciale del Venditore a Finale Emilia (MO) - Italy, sul modulo di Conferma d'Ordine del Venditore, firmato da un funzionario o impiegato del Venditore presso la sede centrale del Venditore, debitamente autorizzato firmare per conto del Venditore, e con i limiti stabiliti in tale Conferma d'Ordine. Qualsiasi termine, condizione o disposizione riportata nella Conferma d'Ordine del Venditore, al quale non viene sollevata obiezione da parte dell'Acquirente per iscritto entro dieci giorni dalla data della Conferma, si considera definitivamente accettato dall'Acquirente. La Conferma d'Ordine del Venditore sarà vincolante per quanto riguarda i Prodotti e le quantità vendute od ordinate. Qualsiasi ordine dell'Acquirente sarà vincolante per l'Acquirente a meno che fino a quando non verrà rifiutato per iscritto dal Venditore e non può essere annullato, ritirato o modificato dall'Acquirente, tuttavia, nel caso di parziale accettazione da parte del Venditore, l'Acquirente non sarà più vincolato rispetto alle parti dell'ordine non accettate dal Venditore.

### 3) PREZZI

A meno che il Venditore non si sia accordato diversamente l'Acquirente pagherà al Venditore i Prodotti ai prezzi in vigore al momento della spedizione e tutti i prezzi quotati o fatturati dal Venditore sono per consegna franco fabbrica, con esclusione delle spese di trasporto e spese di spedizione, delle tasse, oneri e dazi doganali. I prezzi del Venditore possono; a discrezione del Venditore, essere aumentati, dopo l'accettazione da parte del Venditore dell'ordine dell'Acquirente, per riflettere eventuali aumenti dei materiali, della manodopera o altri costi del Venditore. Il Venditore notificherà all'Acquirente tale aumento di prezzo entro trenta giorni dalla data di tale aumento.

### 4) SCONTI ED ABBUONI

Salvo quanto esplicitamente riportato nella Conferma d'Ordine dal Venditore o quanto altrimenti concordato dal Venditore per iscritto, l'Acquirente non sarà autorizzato a ricevere alcuno sconto, abbuono, riduzione, conguaglio o commissione di alcun tipo, direttamente o indirettamente. Nessun agente del Venditore è autorizzato ad emettere o concedere tali sconti, abbuoni, riduzioni, conguagli o commissioni per conto del Venditore. Qualsiasi sconto concesso dal Venditore per il pagamento anticipato di qualsiasi fattura verrà concesso solamente se l'intero importo specificato nella fattura sarà ricevuto dal Venditore alla data di scadenza della fattura o prima di tale data.

### 5) TEMPI DI CONSEGNA

Qualsiasi data di consegna specificata dal Venditore verrà considerata approssimativa. In nessun caso il termine di consegna dei Prodotti potrà essere considerato decisivo. Il Venditore si riserva di cancellare, interamente o in parte, oppure di sospendere o ritardare, interamente o, in parte, qualsiasi ordine per i seguenti motivi: (I) ordine di quantità eccezionale rispetto alla quantità normale, (II) esigenze di produzione del Venditore o programmi di consegna; (III) carenze da parte dei fornitori del Venditore nella consegna di materiali; (IV) blocco del lavoro o altri problemi di manodopera; (V) ragioni di forza maggiore o (VI) qualsiasi altro evento al di fuori del controllo del Venditore. In conseguenza delle condizioni od eventi sopra specificati, le date di consegna saranno prorogate per un periodo di tempo pari al tempo aggiuntivo richiesto dal Venditore per effettuare la consegna. Il Venditore si riserva anche il diritto di cessare la produzione di particolari Prodotti o linee di Prodotti, oppure di sostituire altri Prodotti o linee, secondo la produzione e la domanda di mercato. L'Acquirente rinuncia a qualsiasi ed ogni rivendicazione per ritardi nella consegna dei Prodotti o mancata spedizione, derivanti dall'esercizio, da parte del Venditore, dei suoi diritti in base a queste Condizioni Generali di Vendita, ivi comprese, senza alcuna limitazione, pretese per danni diretti, indiretti, accidentali, consequenziali o altri danni o compensazioni, ed il diritto di terminare o annullare il Contratto, in tutto o in parte.

### 6) RISCHIO DELLA PERDITA

Indipendentemente da qualsiasi altra condizione di vendita (CIF, FOB, o altro) che possa venire indicata, ed indipendentemente dal fatto che le spese di trasporto o di spedizione vengano pagate dal Venditore: (I) tutti i rischi della perdita o danni ai Prodotti passeranno all'Acquirente al momento della consegna dei Prodotti da parte del Venditore ad un vettore; (II) qualsiasi accordo di spedizione preso dal Venditore con i vettori o gli agenti spedizionieri, su richiesta dell'Acquirente, sarà fatto unicamente per conto dell'Acquirente ed unicamente a spesa e rischio dell'Acquirente, (III) qualsiasi agente nominato per tali spedizioni sarà unicamente l'agente dell'Acquirente a tutti gli effetti; (IV) l'Acquirente sarà responsabile dello scarico e della consegna dei Prodotti a destinazione e (V) qualsiasi rivendicazione per perdite o danni sarà fatta dall'Acquirente solo nei confronti del vettore.

### 7) CONDIZIONI DI PAGAMENTO

a) L'Acquirente effettuerà il pagamento presso la Sede Commerciale del venditore a Finale Emilia (MO) - Italy, secondo quanto stabilito nel contratto. Il pagamento sarà effettuato dall'Acquirente indipendentemente da qualsiasi rivendicazione, ivi compresa, senza limitazione, qualsiasi rivendicazione per qualsiasi difetto occulto, carenza o irregolarità dei Prodotti. Salvo quanto altrimenti concordato specificatamente dal Venditore per iscritto, il pagamento da parte dell'Acquirente è dovuto al ricevimento della fattura del venditore nella valuta riportata in fattura. L'accettazione da parte del venditore di qualsiasi assegno, tratta, pagherò o altro metodo, non costituirà pagamento fino a quando il Venditore non avrà incassato l'intero importo in contanti. Nel Caso di qualsiasi ritardo nel pagamento, il Venditore avrà il diritto di sospendere le consegne e potrà, a sua scelta: (I) richiedere il pagamento immediato di tutto o di parte degli importi dovuti all'Acquirente, oppure pretendere garanzie per tale pagamento che risultino soddisfacenti per il Venditore, indipendentemente da qualsiasi condizione di credito concordata precedentemente, e (II) terminare il contratto (così come tutti gli altri contratti con l'Acquirente), interamente o in parte e ritenere responsabile l'Acquirente dei danni. Nel caso in cui il venditore non riceva alcun pagamento entro la data dovuta all'Acquirente dovrà pagare al Venditore, ad un tasso pari al 5% al di sopra del tasso ufficiale della Banca d'Italia durante tale periodo, oppure al tasso più alto ammesso per legge, a seconda di quale risulti inferiore. Il diritto del Venditore a tale interesse sarà da intendersi in aggiunta e non in sostituzione di tutti gli altri diritti e rimedi di cui potrà avvalersi il Venditore, in caso di mancato pagamento. Qualsiasi pagamento ricevuto dal Venditore potrà essere applicato al saldo dovuto dall'Acquirente al Venditore; nella maniera in cui il venditore, a sua sola discrezione, determinerà, malgrado eventuali istruzioni contrarie da parte dell'Acquirente.

b) Indipendentemente da qualsiasi diverso accordo riguardo ai pagamenti o condizioni di credito, il Venditore potrà, a propria discrezione, in qualsiasi momento e di volta in volta, richiedere il pagamento in contanti prima della spedizione di parte o di tutti i Prodotti, oppure richiedere il pagamento anticipato di qualsiasi o di tutti gli importi dovuti o che saranno dovuti secondo il Contratto. Se il Venditore ritiene in buona fede che l'Acquirente non possa effettuare i pagamenti dovuti in base al Contratto, il venditore può, a sua sola discrezione, annullare il Contratto, interamente o in parte, fermo restando che l'Acquirente è tenuto a pagare i Prodotti già spediti.

### 8) GARANZIE; VARIAZIONI DI COLORE, TONALITÀ O SFUMATURE

a) SALVO QUANTO ESPRESSAMENTE GARANTITO PER ISCRITTO, IL VENDITORE NON CONCEDE NESSUNA GARANZIA, ESPRESSA O IMPLICITA, RISPETTO AI PRODOTTI, IVI COMPRESA, SENZA LIMITAZIONE, QUALSIASI GARANZIA DI COMMERCIALITÀ O ADEGUATEZZA AD UNO SCOPO PARTICOLARE. Inoltre qualsiasi garanzia scritta fatta dal venditore all'Acquirente relativamente a qualsiasi prodotto non vale per i prodotti in seconda o terza scelta, merce sfusa o merce in "stock".

b) L'Acquirente assume piena e completa responsabilità per verificare se i Prodotti sono conformi a quelli ordinati o sono adatti all'uso che vuole fare l'Acquirente, indipendentemente da qualsiasi suggerimento o istruzione dati dal Venditore, relativamente ai Prodotti o al loro uso. In nessun caso il Venditore potrà dare, o si consiederà avere dato, alcuna garanzia, espressa o implicita, relativamente alla corrispondenza o all'uniformità o a qualsiasi altro aspetto di colore, tonalità o sfumatura dei Prodotti, oppure relativamente alla conformità dei Prodotti al colore, alla sfumatura o alla tonalità di un qualsiasi campione. L'Acquirente riconosce che le variazioni di colore, sfumatura o tonalità sono caratteristiche dei Prodotti e sono ad essi intrinseche ed inevitabili, e che i campioni del Venditore sono solo approssimativi dei prodotti e che hanno solo lo scopo di fornire all'Acquirente un'idea generale dei Prodotti.

c) In particolare, e senza limitazioni, in nessun caso il Venditore concede o si ritiene abbia concesso alcuna garanzia, espressa o tacita, in relazione a dichiarazioni, descrizioni, illustrazioni contenute in qualsiasi opuscolo o in documentazione, oppure per avere fornito campioni di tali Prodotti.

### 9) RECLAMI

a) Qualsiasi reclamo per violazione delle garanzie o altri reclami di qualsiasi tipo da parte dell'Acquirente, ivi comprese, senza limitazioni, reclami per difetti palesi od occulti dei Prodotti, deve essere specifico e deve essere fatto per iscritto per lettera raccomandata con ricevuta di ritorno, spedita alla Sede Commerciale del Venditore a Finale Emilia (MO) - Italy, prima dell'installazione, dell'uso o dell'applicazione dei prodotti e, in ogni caso, non oltre otto giorni dalla data di ricevimento dei Prodotti relativamente ai quali viene fatta la denuncia. La mancata presentazione del reclamo nella maniera sopra indicata oppure entro tale termine costituirà un'accettazione irrevocabile dei Prodotti ed un'ammissione da parte dell'Acquirente che i Prodotti sono completamente rispondenti ai termini, le condizioni e le specificazioni del contratto, in nessun caso l'Acquirente potrà presentare reclami per Prodotti che sono già stati installati, utilizzati o applicati

b) Nel caso di inadempienza da parte del Venditore, il Venditore può a sua scelta, (I) sostituire i Prodotti interessati, oppure (II) annullare o terminare il Contratto, in tutto o in parte, senza obbligo di sostituzione della merce. L'Acquirente rinuncia a qualsiasi altra rivendicazione o diritto che potrebbe avere altrimenti in connessione con tale inadempimento, ivi compreso, senza limitazioni, rivendicazioni o diritti per danni diretti indiretti, accidentali, consequenziali, punitivi o altre compensazioni e il diritto di terminare od annullare il Contratto, in tutto o in parte.

c) L'Acquirente non può accettare solo una parte dei Prodotti consegnati. L'accettazione di una qualsiasi parte dei Prodotti costituirà accettazione di tutti i Prodotti, indipendentemente dal fatto che i Prodotti siano parte di una spedizione o di più spedizioni.

d) I Prodotti non possono essere restituiti dall'Acquirente senza una preventiva autorizzazione scritta da parte del Venditore. Tutte le restituzioni saranno soggette a verifica al loro arrivo nel punto specificato in tale autorizzazione scritta.

### 10) RISERVATO DOMINIO SULLA MERCE

Fino a quando il Venditore non avrà ottenuto il pagamento completo della merce da parte dell'Acquirente e qualsiasi altro importo dovuto dall'Acquirente al Venditore, il Venditore mantiene il diritto di proprietà sui Prodotti, secondo quanto disposto dall'articolo 1523 del Codice Civile Italiano.

### 11) SPESE DI RECUPERO DEI CREDITI

Nel caso in cui il Venditore intraprenda procedure per incassare qualsiasi importo dall'Acquirente, oppure per fare valere qualsiasi diritto sulla base del Contratto, incluso il riservato dominio, l'Acquirente dovrà rimborsare al Venditore tutte le spese, competenze ed onorari del giudizio.

### 12) DIRITTI DI PROPRIETÀ

Tutti i diritti relativi su modelli, disegni, nomi commerciali, marchi di fabbrica e copyright utilizzati per o in connessione con i Prodotti sono di proprietà e rimarranno di esclusiva proprietà del Venditore e l'Acquirente non avrà alcun diritto od interesse rispetto agli stessi. L'Acquirente si impegna a non utilizzare e/o riprodurre oppure fare in modo che qualcuno utilizzi e/o riproduca, sia direttamente o indirettamente modelli, disegni, nomi e marchi copyright.

### 13) TERMINI DI CONTRATTO

Il Venditore avrà il diritto di annullare o terminare il contratto, interamente o in parte, come segue: (I) entro centoventi giorni dalla data della Conferma d'Ordine del Venditore, a discrezione del Venditore, oppure (II) in qualsiasi momento, nel caso in cui il Venditore incontri difficoltà nell'ottenere forniture regolari o sufficienti di materiali. L'Acquirente rinuncia a qualsiasi ed ogni rivendicazione o diritto che potrebbe avere, ivi compresi, senza limitazione, ogni e qualsiasi rivendicazione o diritto a danni diretti, indiretti, accidentali, consequenziali, punitivi o altre compensazioni, derivanti dall'annullamento o termine, in tutto o in parte, del Contratto o di qualsiasi altro contratto tra Venditore ed Acquirente, oppure di altre clausole delle Condizioni Generali di Vendita.

### 14) LEGGE APPLICABILE

Il contratto sarà governato ed interpretato secondo la legge della Repubblica Italiana.

### 15) GIURISDIZIONE

Tutte le controversie derivanti da o in connessione con il Contratto o i Prodotti saranno decise a Modena.

### 16) MODIFICHE

Il contratto non può essere oralmente cambiato, modificato, emendato in tutto o in parte. Qualsiasi modifica, emendamento, cambiamento o cancellazione, per essere validi, devono essere apportati per iscritto, e firmati da un funzionario o impiegato del Venditore nella Sede Commerciale del Venditore a Finale Emilia (MO) - Italy, debitamente autorizzato a firmare per conto del Venditore.



#### 1) BUYER'S ACCEPTANCE OF SELLER'S GENERAL CONDITIONS OF SALE

These General Conditions of Sale shall apply to every Contract of IDEA Ceramica ("Seller") for the sale of goods or articles ("Merchandise") to as person who has purchased or agreed to purchase Merchandise from Seller (the "Buyer"), unless Seller otherwise specifically agrees in writing. By placing any order for Merchandise, the Buyer agrees to these General Conditions of Sale. Any other terms of conditions which may at any time be indicated by the Buyer's order from or otherwise (whether oral, typed, written or printed) shall be null and void and of no effect even if not expressly objected to by Seller.

#### 2) ACCEPTANCE AND CONFIRMATION OF ORDER

All orders of the Buyer, whether taken by any agent of Seller at shows or otherwise, are subject to Seller's approval and may be accepted or modified by Seller, in whole or in part. A partial acceptance by Seller of any such order shall not constitute an acceptance of any other part of the order. No order of the Buyer will be binding upon Seller unless accepted by Seller at Seller's office in Finale Emilia (MO) - Italy on Seller's form of Order Confirmation, signed by an officer or employee of Seller at Seller's head office duly authorized to sign on behalf of Seller, and then only as and to the extent set forth in such Order Confirmation. Any term, condition or provision set forth in Seller's Order Confirmation which is not objected to by the Buyer in writing within ten days after the date thereof will conclusively be deemed to have been accepted by the Buyer. Seller's Order Confirmation shall be controlling regarding the Merchandise and quantities sold or required to be sold by Seller to the Buyer. Every order of the Buyer will be binding on the Buyer unless and until it is rejected in writing by Seller, and may not be cancelled, withdrawn or modified by the Buyer; however, in the event of a partial acceptance by Seller, the Buyer will no longer be bound with respect to the parts of the order not accepted by Seller.

#### 3) PRICES

Unless otherwise specifically agreed by Seller in writing, the Buyer will pay the prices of Seller for the Merchandise in effect at the time of shipment and all prices quoted or invoiced by Seller are for delivery ex factory, excluding transportation and shipping charges, taxes, fees and customs duties. Seller's prices may, at Seller's option, be increased, after Seller's acceptance of the Buyer's order, to reflect any increases in Seller's materials, labor or other costs. Seller will notify the Buyer of any such price increase within thirty days from the date of such increase.

#### 4) DISCOUNTS AND ALLOWANCES

Except as expressly provided in Seller's Order Confirmation or otherwise agreed by Seller in writing, the Buyer will not be entitled to any discount, allowance, rebate, settlement or commission or any kind, directly or indirectly. No agent of Seller is authorized to issue or agree to any such discount, allowance, rebate, settlement or commission on behalf of Seller. Any discount granted by Seller for prepayment of any invoice will be allowed only if the full amount specified in the invoice is received by Seller on or before the due date of the invoice.

#### 5) TIME OF DELIVERY

Any delivery dates specified by Seller will be deemed to be estimates only. In no event is the time of delivery of the Merchandise of the essence. Seller reserves the right to cancel, in whole or in part, or to suspend or delay, in whole or in part, any orders due to (I) the unusually large size of an order (II) exigencies of Seller's production or delivery schedule (III) shortages of, or failures of Seller's suppliers to deliver, or delays of Seller's suppliers in delivering materials, (IV) work stoppages or other labor troubles, (V) acts of God or (VI) any event in the nature of force majeure or beyond Seller's control. Delivery dates will be extended by the amount of any additional time required by Seller to make delivery as a result of any such condition or event or any change in the Contract. Seller also reserves the right to discontinue particular Merchandise or lines of Merchandise, or to substitute other Merchandise or lines, in response to production and market requirements and demands. The Buyer waives any and all claims and rights which the Buyer might otherwise have arising out of or in connection with or relating to any delay in delivery of the Merchandise for any reason whatsoever or any failure of Seller to deliver by reason of the exercise by Seller of any of its rights pursuant to these General Conditions of Sale, including, without limitation, any and all claims for or rights to direct, indirect, incidental, consequential or other damages or compensation, and any and all rights to terminate or cancel the Contract, in whole or in part.

#### 6) RISK OF LOSS

Irrespective of any C.I.F., F.O.B. or other terms of sale which may be specified, and irrespective of whether the transportation or shipping charges are paid by Seller: (I) all risk of loss or damage to the Merchandise shall pass to the Buyer upon delivery of the Merchandise by Seller to a carrier; (II) any shipping arrangements made by Seller with carriers or forwarding agents at the Buyer's request shall be made solely on the Buyer's behalf and at the Buyer's sole cost and risk; (III) any agent appointed for such shipment shall be solely the Buyer's agent for all purposes; (IV) the Buyer shall be responsible for all the unloading and receipt of the Merchandise at its destination; and (V) any claim for loss or damage shall be made by the Buyer solely against the carrier.

#### 7) TERMS OF PAYMENT

(a) The Buyer shall make payment at Seller's office in Finale Emilia (MO), Italy in accordance with the provisions of the Contract. Payment shall be made by the Buyer notwithstanding any claim, including, without limitation, any claim for any alleged defect, fault or irregularity in the Merchandise. Unless otherwise specifically agreed by Seller in writing, payment by the Buyer is due upon receipt of Seller's invoice in the currency stated in the invoice. Acceptance by Seller of any check, draft, promissory note or other instrument will not constitute payment until Seller has collected the full amount in cash. In the event of any delay in payment, Seller shall have the right to suspend deliveries and may, at its option (I) require immediate payment of all or any part of any and all sums owed by the Buyer, or guarantees or security for such payment satisfactory to Seller, irrespective of any credit terms previously agreed to, and (II) terminate the Contract (as well as any and all other contracts with the Buyer), in whole or in part, and hold the Buyer liable for damages. In the event Seller does not receive any payment by the due date the Buyer shall pay to Seller interest on the unpaid amount, from the due date to the date payment is actually received by Seller, at a rate equal to five percent above the official rate of the Bank of Italy during such period or the highest rate permitted by law, whichever is less. Seller's right to such interest shall be in addition to, and not in lieu of, all other rights and remedies arising by reason of such nonpayment. Any payment received by Seller may be applied to any outstanding balance owed by the Buyer as Seller, in its sole discretion may determine, any instructions of the Buyer to the contrary notwithstanding.

(b) Irrespective of any payment or credit terms specified or agreed to by Seller, Seller may, in its sole discretion, at any time and from time to time, require payment in cash before shipment of any or all of the Merchandise, or require payment in advance of any or all amounts due or to become due under the Contract. If Seller believes in good faith that the Buyer's ability to make the payments required by the Contract is or may become impaired, Seller may, in its sole discretion, cancel or terminate the Contract, in whole or in part, the Buyer remaining liable to pay for any Merchandise already shipped.

#### 8) WARRANTIES; COLOR, TONE AND SHADE VARIATIONS

(a) EXCEPT FOR SUCH EXPRESS WRITTEN WARRANTIES AS MAY BE MADE BY SELLER TO THE BUYER, SELLER MAKES NO WARRANTY OR REPRESENTATION, EXPRESS OR IMPLIED, WITH RESPECT TO THE MERCHANDISE, INCLUDING, WITHOUT LIMITATION, ANY WARRANTY OF MERCHANTABILITY OR FITNESS FOR ANY PARTICULAR PURPOSE. Moreover, any written warranty made by Seller to the Buyer with respect to any Merchandise applies only to export grade Merchandise and does not apply to any other Merchandise, including, without limitation, second or third quality Merchandise, bulk Merchandise or occasional stock.

(b) The Buyer takes full and complete responsibility for ascertaining whether the Merchandise meets the requirements of or is suitable for the Buyer's intended use, regardless of any suggestion or direction given by Seller with respect to the Merchandise or the use thereof. Under no circumstances does Seller make, or shall Seller be deemed to have made, any warranty or representation, express or implied, with respect to match or with respect to the uniformity or any other aspect of the color, tone or shade of the Merchandise, or with respect to the conformity of the Merchandise to the color, tone or shade of any sample. The Buyer acknowledges that variations in color, tone and shade are characteristics of the Merchandise and are inherent and unavoidable, and that Seller's samples are only approximations of the Merchandise and are only intended to give the Buyer a general idea of the Merchandise.

(c) In particular, and without limitation, under no circumstances does Seller make, or shall Seller be deemed to have made, any warranty or representation, express or implied, by reason of any statement, description or illustration in any brochure or other literature or by reason of having furnished a sample of any Merchandise.

#### 9) CLAIMS

(a) Any breach of warranty or other claim by the Buyer of any and every kind, including, without limitation, claims for defects known or unknown, must be specific and must be made in a writing dispatched to Seller, by registered air mail, to Seller's office in Finale Emilia (MO), Italy, return receipt requested, prior to the installation, use or application of the Merchandise and, in any event, not later than eight days from the date of receipt of the Merchandise with respect to which the claim is made. Failure to make any claim in such manner or within such time shall constitute an irrevocable acceptance of the Merchandise and an admission by the Buyer that the Merchandise fully complies with all the terms, conditions and specifications of the Contract. In no event may any claim be made by the Buyer for Merchandise which has already been installed, used or applied.

(b) In the event of any breach of any warranty or any other obligation of Seller, Seller may, at its election, either (i) replace the Merchandise affected or (ii) cancel or terminate the Contract, in whole or in part, without any obligation to replace any Merchandise. The Buyer waives any and all other claims and rights which the Buyer might otherwise have arising out of or in connection with or relating to any and all such breaches, including, without limitation, any and all claims for or rights to direct, indirect, incidental, consequential, punitive or other compensation or damages, and any and all rights to terminate or cancel the Contract, in whole or in part.

(c) The Buyer may not accept only a part of the Merchandise delivered. Acceptance of any part of the Merchandise shall constitute acceptance of all of the Merchandise, whether or not the Merchandise is all tendered in one shipment.

(d) No Merchandise may be returned by the Buyer without the prior written authorization of Seller. All returns shall be subject to verification on arrival at the location specified, in such written authorization, for the return of the Merchandise.

#### 10) TITLE TO AND SECURITY INTEREST IN MERCHANDISE

Until Seller collect in full all amounts required to be paid by the Buyer for the Merchandise, as well as any and all other amounts owed by the Buyer to Seller, Seller retains title to the Merchandise, in accordance with article 1523 of the Italian Civil Code, and Seller shall have a security interest in the Merchandise, under the Uniform Commercial Code as in effect in the United States, to secure the payment of all such amounts. By placing an order with Seller, the Buyer appoints Seller as its attorney-in-fact to sign and file any and all financing statements with respect to such security interest which Seller may deem necessary or desirable, or to file such financing statements without signature of the Buyer to the extent permitted by law. The Buyer shall, at the request of Seller, execute any and all financing statements and other documents which the Seller may request to perfect or evidence such title and such security interest.

#### 11) COSTS OF COLLECTION

In the event Seller institutes proceedings to collect any amount owed by the Buyer, or to enforce any right under the Contract, including enforcement of any security interest granted to Seller, the Buyer shall reimburse Seller for all costs incurred in such legal proceedings, including reasonable attorneys' fees.

#### 12) PROPRIETARY RIGHTS

All rights in designs, trade names, trademarks and copyrights of Seller used on or in connection with the Merchandise are proprietary and shall remain the exclusive property of Seller, and the Buyer shall have no right or interest therein or with respect thereto. The Buyer shall not reproduce or simulate, or cause or allow anyone to reproduce or simulate, either directly or indirectly, any such design, trade name, trademark or copyright.

#### 13) TERMINATION OF THE CONTRACT

Seller shall have the right to cancel or terminate the Contract, in whole or in part, (I) within one hundred twenty days from the date of Seller's Order Confirmation, in Seller's sole discretion, or (II) at any time, in the event Seller experiences difficulties in obtaining regular or sufficient supplies of or rights to direct, indirect, incidental, consequential, punitive or other damages or compensation, arising out of or in connection with or relating to any cancellation or termination, in whole or in part, pursuant to this or any other paragraph of these General Conditions of Sale, of the Contract or any other contract between Seller and the Buyer.

#### 14) APPLICABLE LAW

The contract shall be governed by and construed in accordance with the law of the Republic of Italy, without giving effect to conflict of laws principles, except that the rights of Seller pursuant to its security interest in the Merchandise shall be governed by and construed in accordance with the Uniform Commercial Code as in effect in United States.

#### 15) JURISDICTION 16) MODIFICATIONS

The Contract cannot be orally changed, modified, amended or discharged, in whole or in part. Any change, modification, amendment or discharge, to be effective, must be in writing, signed by officer or employee of Seller at Seller's head office in Finale Emilia (MO) - Italy, duly authorized to sign on behalf of Seller.



### POSA IN OPERA

Prima di iniziare le operazioni di posa di una qualsiasi superficie si raccomanda di accertarsi che la partita di materiale sia adeguata e sufficiente per quantità, tono e calibro, a quella necessaria. Si dovranno poi seguire tutte le norme e le precauzioni che sono alla base di una corretta esecuzione del lavoro (preparazione del sottofondo, composizione della malta o dei collanti, rispetto dei tempi di essiccazione, posizionamento dei giunti di dilatazione, battitura, ecc. ...)

### POSA CON ADESIVI

La posa deve essere effettuata da personale qualificato con l'ausilio di attrezzi adeguati. La superficie su cui si effettua la posa (massetto) deve essere perfettamente piana. Valore massimo consigliato non superiore a 3mm. per un dislivello determinato sotto un regolo di 2m. La superficie su cui si effettua la posa deve essere ben stagionata, priva di polvere e di fessurazioni visibili. Durante l'operazione di posa è vivamente consigliato l'utilizzo di un'adeguata illuminazione. La scelta dell'adesivo è condizionata dalla tipologia delle piastrelle (gruppo di appartenenza e formato), dal tipo di superficie da rivestire e dalla sua destinazione d'uso. E' opportuno verificare la posa del materiale prima che il collante sia secco, per facilitare eventuali correzioni.

### POSA CON MALTA FRESCA

La posa a malta cementizia fresca o "strato spesso" è sconsigliata per formati aventi lato > 30 cm e con supporti non assorbenti.

### REALIZZAZIONE DEI GIUNTI

I giunti sono elementi molto importanti per il mantenimento di una buona superficie piastrellata e si consiglia di avvalersi della collaborazione e/o consulenza di un posatore professionista. Si declina ogni responsabilità per la posa senza fuga; si considera posa a "giunto minimo" quella con fuga a 2 mm.

I giunti devono essere posizionati:

- su raccordi strutturali (giunti strutturali)
- tra suolo e parete (giunti perimetrali)
- tra una piastrella e l'altra (giunti di posa o fuga)
- tra piastrelle ed altri materiali (es. accostamento ceramica / linoleum / legno)

### STUCCATURA SUPERFICIE POSATA

Prima di realizzare le fughe è consigliabile attendere fino a completa asciugatura del collante e assicurarsi che i giunti di posa siano vuoti e liberi da ogni traccia di collante e/o polveri. Stuccare piccole superfici per volta (4-5 mq). Questo è da tenere in particolare considerazione per prodotti strutturati, antiscivolo e levigati. Eliminare l'eccesso di fugante dalla superficie con movimenti diagonali quando il prodotto è ancora umido e togliere tutti i residui, in particolar modo per le superfici da esterno. Pulire accuratamente con una spugna bagnata in acqua limpida e pulita e ripassare con straccio umido su tutta la superficie fughe comprese. Per fughe in netto contrasto cromatico con le piastrelle posate è consigliabile testare il fugante su un'area circoscritta e nascosta. Per gli stucchi epossidici si raccomanda la pulizia con spugna e abbondante acqua. La velocità di reazione e indurimento di questi prodotti rende impossibile la rimozione dei residui successivamente all'indurimento. Il giorno dopo la stuccatura effettuare una pulizia completa con detergente alcalino. Si consiglia di consultare i produttori di materiale fugante per verificare la scelta corretta della fuga rispetto al tipo di piastrella.

### PULIZIA E MANUTENZIONE DOPO LA POSA

Un cantiere si può considerare completamente finito quando è sgombro da qualunque utensile/materiale derivante dalle lavorazioni. Per ridurre i rischi di danneggiamento della superficie piastrellata, è necessario proteggerla ed evitare il più possibile la presenza di materiali abrasivi (polveri o residui da lavorazioni successive).

### PULIZIA INIZIALE

Il lavaggio dopo la posa è un'una fase di fondamentale importanza per tutti gli interventi successivi e per una corretta manutenzione. Un accurato lavaggio iniziale permette ai pavimenti di restare belli e protetti a lungo e si esegue normalmente una sola volta prima dell'utilizzo del pavimento. Si raccomanda di effettuare la pulizia iniziale dopo 4-5 giorni e non più tardi di 10, dalla posa e stuccatura della superficie. La superficie fugata e pulita può presentare un film di residui cementizi che non sono asportabili con sola acqua per cui si rende necessario l'utilizzo di un prodotto a base acida, opportunamente diluito (diluizione da 1:10 a 1:4 in acqua fredda), in base a quanto dichiarato dal produttore. La prima operazione da eseguire è quella di bagnare la superficie piastrellata ed in particolare le fughe (di norma non resistenti agli acidi). Spargere la soluzione acida preparata e lasciare agire per un breve tempo (2 min). Non lasciare asciugare il prodotto applicato. Procedere alla rimozione della soluzione aiutandosi con una macchina mono spazzola (disco non abrasivo), aspira liquidi, altri mezzi e/o manualmente e alla fine risciacquare abbondantemente. E' importante sottolineare che la pulizia eseguita con macchine (particolarmente consigliata per prodotti strutturati e per grandi superfici), va sempre completata manualmente nei punti difficilmente raggiungibili, soprattutto negli angoli, lungo le pareti dei locali ~ in ogni zona in cui la mono spazzola non può operare. E' sempre consigliabile testare la resistenza del prodotto agli acidi su un pezzo non posato o su una piccola porzione nascosta della superficie piastrellata; in particolare per prodotti lappati o levigati. L'uso di prodotti di pulizia contenenti acido fluoridrico (HF) e suoi derivati sono da evitare.

### PULIZIA ORDINARIA

Gli interventi di pulizia ordinaria delle superfici hanno lo scopo di rimuovere lo sporco, cancellare i segni e ripristinare l'aspetto originale. Le piastrelle in gres porcellanato smaltato non necessitano di trattamenti di protezione e una corretta e sistematica pulizia è sufficiente a mantenere inalterata la superficie. Un'accurata pulizia deve essere fatta con un normale lavaggio con acqua calda, straccio / spugna morbida ed eventualmente con l'utilizzo di detersivi neutri. Per locali con grandi superfici possono essere utilizzate macchine industriali lavasciuga con completamento manuale dove necessario.

### RACCOMANDAZIONI:

- evitare di strofinare le superfici con strumenti abrasivi, come pagliette in metallo o spazzole dure, che potrebbero lasciare graffi e segni indelebili;
- rimuovere eventuali residui grassi o oleosi con detersivi contenenti solventi organici o con detersivi alcalini (pH>9) e fare seguire un accurato risciacquo;
- evitare l'utilizzo di saponi in quanto tendono a lasciare uno strato viscido, in particolare se utilizzati in abbinamento ad acque dure;
- non utilizzare prodotti contenenti cere o brillantanti;
- evitare l'uso di detersivi abrasivi su superfici lucide e/o levigate; possono essere utilizzati su materiali matt., previa verifica su una piccola porzione piastrellata.

In generale l'uso di qualunque detergente non neutro, deve essere preliminarmente testato su una piastrella non posata o su una porzione nascosta della pavimentazione.



### LAYING

Before laying on any surface, make sure that the material is appropriate and sufficient in terms of quantity, shade and work-size to suit the laying needs. All regulations and precautions concerning the correct execution of the works must be followed (preparing the bed, grout or adhesive composition, respect for drying times, position of the expansion joints, beating, etc. ...)

### LAYING WITH ADHESIVES

Laying must be done by qualified staff using appropriate equipment. The surface to be laid (screed) must be perfectly leveled. Maximum recommended value no more than 3mm for an uneven surface measured with a 2m ruler. The surface to be laid must be well seasoned, dust-free and with no visible cracks. During laying the use of appropriate lighting is strongly recommended. The choice of adhesive depends on the type of tile (type and size), the type of surface laid on and the type of foreseen use. Check that the tiles are laid correctly before the adhesive dries in order to facilitate any required corrections.

### LAYING WITH FRESH MORTAR

Laying with fresh cement-based mortar or "thick layers" is not recommended for sizes more than 30 cm long and with non-absorbent supports

### JOINTS

Joints are very important elements for maintaining a good tiled surface, it is recommended to make use of the collaboration and/or advice of a professional layer, The company declines all responsibility for laying without joints; minimum joint laying has a gap of 2 mm.

The joints must be positioned:

- on structural joints;
- between the floor and the wall (perimeter joints);
- between one tile and another (laying joints);
- between the tiles and other materials (e.g. combinations of ceramics / linoleum /wood).

### GROUTING LAID SURFACES

Before grouting wait for the adhesive to dry completely and make sure that the laying joints are empty and free of all traces of adhesive and/or dust. Grout small areas at a time (4-5 m2). This is particularly important for structured products, non-slip and polished surfaces. Remove excess grout from the tiles using diagonal movements when the product is still damp and remove all residues, particularly for external surfaces. Clean carefully using a sponge dampened in clean, limpid water and go over the whole surface, including the gaps, with a damp cloth. For grouting which has a strong colour contrast to the laid tiles, test the grout on a small, hidden area. When using epoxy grouts, clean with a sponge and plenty of water. The reaction and hardening times of these products make it impossible to remove any residues once they have hardened. The day after grouting, completely clean the surface with an alkaline detergent. Consult the grout manufacturers to verify the correct choice of grout for the type of tile.

### CLEANING AND MAINTENANCE AFTER LAYING

Worksites are deemed to be completely finished once they have been cleared of all tools and materials used during the operations. To reduce the risk of damaging tiled surfaces, protect them and avoid the presence of abrasive materials (dust and residues from operations carried out after laying) as far as possible.

### INITIAL CLEANING

Washing after laying is of fundamental importance to all operations carried out afterwards and to assure correct maintenance. Careful initial cleaning keeps floors beautiful and protected longer and is done once only before using the floor. Initial cleaning should be carried out 4-5 days after laying, and in any case no longer than 10 days after laying and grouting. The grouted and cleaned surface may have a concrete film which cannot be removed using water alone, and therefore an acid-based product, suitably diluted (from 1:10 to 1:4 in cold water) should be used, following the manufacturer's instructions. The first operation is to wet the tiled surface and particularly the gaps (grout is not usually acid-resistant). Spread the prepared acid solution and leave for a short time (2 minutes). Do not allow the applied product to dry. Remove the solution using a brushing machine (with a non-abrasive disk), wet vac or other means and/or manually, then rinse well. It should be remembered that machine cleaning (which is particularly recommended for textured products and large surfaces) must always be completed by hand in tight corners, along walls and any spaces that the brushing machine cannot easily reach. It is always advisable to test the resistance of the product to acids on an unglazed tile or a small hidden surface; particularly for lapped or polished products. It is not recommended to use cleaning products containing hydrofluoric acid (HF) or its derivatives.

### ORDINARY CLEANING

Ordinary cleaning removes dirt and marks and restores the surface to its original appearance. Porcelain stoneware tiles do not require protective treatment, and a thorough, systematic clean is sufficient to maintain the surface. Careful cleaning must be done by washing normally using hot water, a cloth or soft sponge and, if required, neutral detergents. For large areas, industrial washing machines can be used, with completion by hand where required.

### RECOMMENDATIONS:

- Do not rub the surfaces using abrasive tools, such as metallic sponges or hard brushes, which could scratch them or leave indelible marks;
- Grease and oil residues can be removed using detergents containing organic or alkaline solvents (pH>9) followed by careful rinsing;
- Avoid the use of soap as this tends to leave a slimy layer, particularly when used with hard water;
- Do not use products containing wax or shining agents;
- Avoid the use of abrasive detergents on shiny and/or polished surfaces; they may be used on matt materials, checking first on a small hidden tiled area.

Generally speaking, when using any non-neutral detergent, check first on an unglazed tile or a small hidden portion of the floor.



## CONSEILS POUR LA POSE ET L'ENTRETIEN

### POSE

Avant de commencer les opérations de pose d'une surface quelle qu'elle soit, il est recommandé de veiller à ce que le matériel soit adapté et de quantité suffisante, que la nuance et le calibre correspondent aux besoins. Il faudra ensuite se conformer à toutes les normes et prendre toutes les précautions qui sont à la base d'une bonne exécution du travail (préparation de la sous-couche, composition du mortier ou des colles, temps de séchage, mise en place des joints de dilatation, battage de la colle, double encollage à partir d'une certaine superficie de carreau, etc.)

### POSE AVEC DES COLLES

La pose doit être effectuée par personnel qualifié qui se servira d'outils appropriés. La surface sur laquelle la pose est effectuée (chape) doit être parfaitement plane. Valeur maximum conseillée: max 3 mm pour une dénivellation au-dessous d'une règle de 2m. La surface sur laquelle le matériel est posé doit être parfaitement sèche, sans poussière ni fissurations visibles. Au cours de la pose, un bon éclairage est vivement conseillé. La colle sera choisie en fonction de la typologie des carreaux (catégorie et format), du type de surface à revêtir et du domaine d'application auquel les carreaux sont destinés. Il convient de vérifier la manière dont le matériel est posé avant que la colle ne soit sèche, afin de pouvoir effectuer plus facilement des corrections si nécessaire.

### POSE AVEC MORTIER FRAIS

La pose avec du mortier à base de ciment frais ou par "couche épaisse" est déconseillée pour des formats ayant un côté >30 cm et avec des supports non absorbants.

### RÉALISATION DES JOINTS

Les joints sont des éléments très importants pour qu'une surface carrelée se maintienne bien. C'est une phase pour laquelle il est conseillé de demander la collaboration et les conseils d'un carreleur professionnel. La responsabilité du fabricant ne pourra pas être mise en cause en cas de pose sans joints. On appelle "pose à joint minimum" une pose avec un joint de 2 mm.

Les joints doivent être positionnés:

sur des raccords structurels : joints de dilatation

entre sol et mur : joints périmétraux

entre deux carreaux : joints de pose ou jointement

entre des carreaux et d'autres matériaux : joints de juxtaposition céramique/ lino/ bois

### JOINTOIEMENT DES SURFACES POSÉES

Avant de procéder au jointoiment, il est conseillé d'attendre que la colle soit bien sèche et de s'assurer que les joints de pose soient vides et libres de toute trace de colle et/ou de poussières. Jointer le carrelage en procédant par petites surfaces (4-5 m<sup>2</sup>). Ce conseil doit surtout être suivi pour des produits structurés, anti-dérapants et polis. Éliminer de la surface, le surplus de barbotine de jointoiment, en effectuant des mouvements en diagonale quand le produit est encore humide. Enlever toutes les traces excédentaires de joint, surtout pour les surfaces posées à l'extérieur. Nettoyer soigneusement avec une éponge imbibée d'eau claire et propre et repasser avec un chiffon humide sur toute la surface, joints compris. En présence de joint de couleur très contrasté avec la couleur des carreaux posés, il est conseillé de tester la barbotine de jointoiment sur une petite surface dissimulée. Pour les joints époxy, il est recommandé de nettoyer à grande eau avec une éponge. La vitesse de réaction et de durcissement de ces produits empêche l'élimination des excédents après qu'ils aient durci. Le lendemain du jointoiment, effectuer un nettoyage complet avec un nettoyant alcalin. Il est conseillé de consulter la préconisation des fabricants de joints pour vérifier si le choix effectué est correct par rapport au type de carreau.

### NETTOYAGE ET ENTRETIEN APRÈS LA POSE

Un chantier peut être considéré comme entièrement fini quand il est débarrassé de tous les outils et de tout le matériel ayant servi à sa réalisation. Pour réduire les risques d'endommager la surface carrelée, il est nécessaire de la protéger et d'éviter le plus possible la présence de matières abrasives (poussières ou résidus laissés par les travaux effectués successivement).

### NETTOYAGE INITIAL

Le lavage après la pose est une opération d'une extrême importance pour toutes les opérations qui s'ensuivront et pour pouvoir effectuer un entretien correct au quotidien. Bien nettoyer le carrelage au départ permet aux sols de garder longtemps leur beauté et d'être protégé à long terme. Généralement, ce nettoyage est effectué une seule fois avant d'utiliser le sol. Il est recommandé d'effectuer le nettoyage initial après 4 ou 5 jours (pas plus de 10) après la pose et le jointoiment. La surface jointoyée et nettoyée peut présenter un voile de ciment qui ne peut pas être éliminé à l'eau. Il est donc nécessaire d'utiliser un produit à base acide, correctement dilué (dilution de 1:10 à 1:4 dans l'eau froide), en fonction des conseils d'utilisation donnés par le fabricant. La première opération à exécuter est de mouiller la surface carrelée et en particulier les joints (qui généralement ne résistent pas aux acides). Répandre la solution acide préparée et laisser agir environ 2 minutes. Ne pas laisser sécher le produit appliqué. Procéder à l'élimination de la solution avec une laveuse monobrosse (disque non abrasif), aspirateur de liquides, autres appareils ou à la main. Rincer à grande eau à la fin. Soulignons que le nettoyage effectué avec des appareils (particulièrement conseillé pour des produits structurés et pour de grandes surfaces), doit toujours être parachevé par une intervention manuelle aux endroits difficiles à atteindre, c'est-à-dire dans les coins, le long des murs et partout où la monobrosse ne peut pas passer. Il est toujours conseillé de vérifier la résistance du produit aux acides en les testant sur un carreau non posé ou sur un endroit peu en vue d'un carreau de la surface déjà posé, surtout pour les produits semi-polis ou polis. L'utilisation de nettoyeurs contenant de l'acide fluorhydrique (HF) et de ses dérivés doit être évitée.

### ENTRETIEN COURANT

Les opérations d'entretien courant des surfaces ont pour but d'éliminer la saleté, d'effacer les traces et de rendre au carrelage son aspect premier. Les carreaux en grès cérame émaillé n'ont pas besoin d'être traités pour être protégés. Un nettoyage correct et systématique suffit à préserver la beauté de leur surface. Un nettoyage soigné doit être fait par un lavage normal avec de l'eau chaude, une serpillière/éponge douce et éventuellement avec un nettoyant neutre. Pour les locaux recouverts de grandes surfaces, une machine industrielle lavante/séchante peut être utilisée. Finir par un lavage à la main là où cela s'avère nécessaire.

### RECOMMANDATIONS:

éviter de frotter les surfaces avec des instruments abrasifs tels que les pailles de fer ou les brosses dures, qui pourraient laisser des rayures et des traces indélébiles;

éliminer toutes traces de graisse ou d'huile éventuellement présente au moyen de nettoyeurs contenant des solvants organiques, ou avec des nettoyeurs alcalins (pH>9) et terminer en rinçant soigneusement;

éviter d'utiliser des savons car ils ont tendance à laisser un film visqueux, surtout s'ils sont utilisés avec des eaux dures;

ne pas utiliser de produits contenant des cires ou des lustrants ;

éviter d'utiliser des nettoyeurs décapants sur des surfaces lustrées et ou polies; ils peuvent être utilisés sur des matériaux mats, après les avoir testés sur une petite surface carrelée : En général, l'utilisation de tout nettoyant non neutre doit être testée au préalable sur un carreau non posé ou sur une portion peu en vue du sol.

## Conseils pour la Pose et l'entretien



## VERLEGUNGS-UND PFLEGEHINWEISE

### BAUSEITIGE VERLEGUNG

Bevor Sie mit der Verlegung der Fliesen beginnen, stellen Sie sicher, dass die Materialpartie im Hinblick auf Menge, Farbton und Größenklasse die Anforderungen erfüllt und ausreicht. Es müssen außerdem alle Normen und Vorsichtsmaßnahmen eingehalten werden, die die Grundlage für eine korrekte Ausführung der Arbeiten darstellen (Vorbereitung des Untergrunds, Zusammensetzung des Mörtels oder der Kleber, Trocknungszeiten, Lage der Dehnungsfugen, Anklopfen usw...)

### VERLEGUNG MIT KLEBER

Die Verlegung muss durch qualifiziertes Personal mit geeigneten Werkzeugen durchgeführt werden. Die Fläche, auf der die Verlegung erfolgt (Estrich) muss perfekt eben sein.

Empfohlener maximaler Wert der Abweichung nicht über 3 mm beim Anlegen eines 2m-langen Richtscheits. Die Fläche, auf der die Verlegung erfolgen soll, muss vollständig trocken und frei von Staub und sichtbaren Rissen sein. Während der Verlegung wird dringend empfohlen, eine ausreichende Beleuchtung zu gewährleisten. Die Wahl des Klebers hängt von der Art der Fliesen (Gruppe und Größe), von der Art der Oberfläche, auf der verlegt werden soll und vom Bestimmungszweck ab. Die Verlegung der Fliesen sollte überprüft werden, bevor der Kleber trocken ist, um Korrekturen zu ermöglichen.

### VERLEGUNG MIT FRISCHEM MÖRTEL

Die Verlegung mit frischem Zementmörtel oder "Dickbettverlegung" wird für Formate empfohlen, deren Seitenmaße größer als 30 cm sind und die auf nicht absorbierenden Untergründen verlegt werden sollen

### DIE VERFUGUNG

Die Fugen sind für den Erhalt einer guten Fliesenoberfläche sehr wichtig und wir empfehlen, dafür die Arbeit bzw. Beratung eines Fachmanns in Anspruch zu nehmen. Wir übernehmen keine Haftung für eine fugenlose Verlegung, unter einer Verlegung mit sehr schmalen Fugen versteht man die Verlegung von 2 mm breiten Fugen.

Die Fugen müssen positioniert werden:

- an strukturellen Anschlüssen (Strukturfugen)
- zwischen Boden und Wand (Randfugen)
- zwischen einer Fliese und der anderen (Verlegefugen oder Fugen)
- zwischen Fliesen und anderen Materialien (z.B. Kombination von Keramik/ Linoleum/ Holz).

### VERFUGEN VERLEGTER OBERFLÄCHEN

Bevor die Fugen ausgeführt werden, wird empfohlen, zu warten, bis der Kleber komplett trocken ist. Stellen Sie sicher, dass die Verlegefugen leer und frei von jeglichen Spuren von Klebstoff und/oder Staub sind. Verfugen Sie jeweils kleine Flächen (4 - 5 m<sup>2</sup>). Dies gilt vor allem für strukturiert rutschfeste und polierte Fliesen. Entfernen Sie die überschüssige Fugenmasse mit diagonalen Bewegungen von der Oberfläche aus, wenn das Produkt noch feucht ist und entfernen Sie, vor allem in Außenbereichen, alle Rückstände. Gründlich mit einem Schwamm, der in reinem und klarem Wasser befeuchtet wurde, reinigen und mit einem feuchten Tuch über die gesamte Fläche einschließlich der Fugen nachwischen. Für Fugen, die im eindeutigen Farbkontrast zu den verlegten Fliesen stehen, sollten Sie die Fugenmasse an einer begrenzten, verdeckten Fläche vorher testen. Für Epoxyd-Fugenmörtel wird die Reinigung mit einem Schwamm und sauberem Wasser empfohlen. Die schnelle Reaktion und das schnelle Härten dieser Produkte macht die Beseitigung von Rückständen nach dem Aushärten unmöglich. Am Tag nach der Verfugung ist eine gründliche Reinigung mit alkalischen Reinigungsmitteln erforderlich. Für die jeweilige Wahl der Fuge für die jeweilige Fliese wenden Sie sich bitte an den Hersteller des Fugenmittels.

### REINIGUNG UND PFLEGE NACH DER VERLEGUNG

Eine Baustelle ist erst vollständig beendet, wenn sie frei von jedem Arbeitsmaterial ist. Um die Gefahr der Beschädigung der Fliesenoberfläche zu senken, ist es notwendig, sie zu schützen und so weit wie möglich die Anwesenheit von abrasiven Materialien (Pulver oder Rückstände der weiteren Verarbeitung) zu vermeiden.

### GRUNDREINIGUNG

Die Grundreinigung nach der Verlegung ist wichtig, um die spätere Reinigung und Pflege zu ermöglichen. Eine sorgfältige Grundreinigung sorgt dafür, dass die Böden lange schön und geschützt bleiben. Sie wird normalerweise nur einmal vor der Benutzung des Bodens ausgeführt. Es wird empfohlen, die Erstreinigung nach 4-5 Tagen, spätestens aber nach 10 Tagen ab dem Verlegen und Verfugen der Oberfläche durchzuführen. Die verfugte und gereinigte Oberfläche kann einen Zementschleier aufweisen, der aber leicht nur mit Wasser entfernt werden kann. Dafür ist ein Reinigungsmittel auf Säurebasis erforderlich, das je nach den Anweisungen des Herstellers entsprechend verdünnt (Verdünnung von 1:10 bis 1:4 mit kaltem Wasser). Zuerst muss die geflieste Fläche mit Wasser gespült werden, dies gilt vor allem für die Fugen (die normalerweise nicht säurebeständig sind). Verteilen Sie die vorbereitete säurehaltige Lösung auf der Oberfläche und lassen Sie diese kurz einwirken (2 Minuten). Lassen Sie das aufgebrachte Mittel nicht eintrocknen. Entfernen Sie dann die Lösung mit einer Einbürstemaschine (nichtscheuernde Scheibe), einem Flüssigkeitssauger oder einem anderen Gerät, und/oder spülen Sie mit reichlich klarem Wasser nach. Es muss darauf hingewiesen werden, dass die maschinelle Reinigung einer Oberfläche (die besonders für strukturierte und große Oberflächen empfohlen wird) an den schwierig zu erreichenden Stellen stets eine manuelle Nachreinigung erforderlich macht, vor allem in den Ecken, entlang der Wände und in allen Bereichen, die von der Einbürstemaschine nicht erreicht werden. Es ist immer ratsam, die Haltbarkeit des Produktes gegen Säuren auf einer noch nicht verlegten Fliese oder in einem versteckten Bereich der bereits verfliesten Oberfläche zu testen, dies gilt insbesondere für geläppte oder polierte Fliesen. Die Verwendung von Reinigungsmitteln mit Flusssäure (HF) und seinen Derivate ist zu vermeiden.

### GEWÖHNLICHE REINIGUNG UND PFLEGE

Die gewöhnliche Reinigung der Oberflächen dient der Entfernung von Schmutz, Spuren und Abdrücken. Sie hat das Ziel, das ursprüngliche Aussehen wieder herzustellen. Glasierte Feinsteinzeugfliesen benötigen keine Schutzbehandlung und die korrekte und systematische Reinigung ist ausreichend, um die Oberfläche dauerhaft schön zu halten. Eine gründliche Reinigung sollte mit warmem Wasser, einem Lappen oder weichen Schwamm und eventuell mit neutralen Reinigungsmitteln erfolgen. Für Räume mit großen Flächen können industrielle Reinigungsmaschinen verwendet werden, ggf. mit manueller Nachreinigung.

### EMPFEHLUNGEN:

- Vermeiden Sie es, die Oberflächen mit Schleifmitteln, wie Scheuerschwämmen oder harten Bürsten zu reinigen, das kann zu Kratzern und Spuren führen, die sich nicht mehr entfernen lassen.
- Entfernen Sie eventuell verbleibende Fett- oder Ölrückstände mit Reinigungsmitteln, die organische Lösemittel enthalten, oder alkalischen Reinigungsmitteln (pH> 9) und spülen Sie dann gründlich nach. Avoid the use of soap as this tends to leave a slimy layer, particularly when used with hard water;
- Vermeiden Sie Seifen, da sie dazu neigen, eine schmierige Schicht zu hinterlassen, besonders wenn sie in Verbindung mit hartem Wasser verwendet werden;
- Verwenden Sie keine Produkte mit Wachs oder Glanzzusätzen.
- Vermeiden Sie Scheuermittel auf polierten oder glänzenden Oberflächen. Sie können auf jedoch matten Materialien verwendet werden, nachdem ein Test auf einem kleinen bereits verlegten Bereich erfolgt ist. Im Allgemeinen muss jedes nicht neutrale Reinigungsmittel zuerst auf einer nicht verlegten Fliese oder in einem verdeckten bereits verlegten Bereich getestet werden.

## Verlegungs-und Pflegehinweise

# UNI EN Regulations

LE NORME UNI



[ Italiano ]

[ English ]



Le norme UNI EN, recepite dal CEN, (Commissi n Europ eenne de Normalisation), hanno valore in tutta Europa e interessano tutti i tipi di piastrelle, pressate e trafilate, smaltate e non smaltate, di qualunque formato, di sola 1<sup>o</sup> scelta. Le norme UNI EN trovano corrispondenza con alcune modifiche delle nuove norme internazionali ISO e si compongono di :

## NORME GENERALI

La nuova norma armonizzata EN 14411 fornisce definizioni, classificazione, caratteristiche e marcatura per le piastrelle di ceramica ed annulla e sostituisce la norma EN 87.

La nuova normativa UNI EN ISO 105454\_1 stabilisce le regole per la composizione del lotto di campionamento e sostituisce la precedente norma EN 163.

## NORME DI PRODOTTO

Le piastrelle di ceramica sono suddivise in gruppi secondo il metodo di formatura ed il grado di assorbimento d'acqua. Sono contraddistinti due gruppi A e B, in funzione del metodo di formatura:

A Piastrelle estruse (ovvero formate tramite il passaggio della materia prima allo stato plastico, attraverso un "trafilatore" che costituisce un nastro in seguito tagliato alla misura voluta).

B Piastrelle pressate (ovvero ottenute tramite la pressione della materia prima allo stato di polvere secca, in appositi stampi). Tali piastrelle possono essere smaltate successivamente, o non smaltate.

I gruppi sono a loro volta suddivisi in sottogruppi, secondo il grado di assorbimento d'acqua (porosit ) presentato:

- Gruppo B Ia =  $E \leq 0,5\%$  UNI EN 14411\_G
- Gruppo B Ib =  $0,5\% < E \leq 3\%$  UNI EN 14411\_H
- Gruppo B IIa =  $3\% \leq E \leq 6\%$  UNI EN 14411\_J
- Gruppo B IIb =  $6\% < E \leq 10\%$  UNI EN 14411\_K
- Gruppo B III =  $E > 10\%$  UNI EN 14411\_L

Le norme definiscono per ogni gruppo di prodotti le dimensioni, le tolleranze dimensionali, le caratteristiche meccaniche, fisiche e chimiche, l'aspetto e la designazione delle piastrelle ceramiche. Le piastrelle dell'attuale gamma sono tutte ottenute per pressatura e appartengono ai gruppi B Ia, B Ib, B IIa, B IIb, B III.

## NORME PER I METODI DI PROVA

Queste norme definiscono i metodi per la determinazione delle caratteristiche dimensionali e di aspetto, delle propriet  fisiche e delle propriet  chimiche. La norma 14411 fa riferimento ai metodi di prova delle nuove norme UNI EN ISO 10545.

The UNI EN standards, adopted by the CEN ( European Committee for Standardization) are valid throughout Europe and apply to all types of first choice tiles, pressed and extruded, glazed and unglazed, of any size. The UNI EN standards are compatible with the latest amendments of the new ISO international standards, and include:

## GENERAL REGULATIONS

The new harmonised standard EN 14411 that provides definitions, classifications, features and designation requirement for ceramic tiles and annuls and replaces standard EN 87.

The new standard UNI EN ISO 105454\_1 that sets forth the rules for the composition of sample lots, and replaces the previous standard EN 163.

## PRODUCT REGULATIONS

Ceramic tiles are divided into groups according to how they are formed and their water absorption characteristics. In terms of forming methods, there are two groups: A and B:

A Extruded tiles (formed by means of passing a malleable paste through an extrusion machine; the resulting band is cut into the desired dimensions).

B Pressed tiles (obtained by pressing powdered raw materials in special molds). Afterwards, these tiles may be glazed or not.

The groups are broken down further according to their water absorption characteristic (porosity):

- Gruppo B Ia =  $E \leq 0,5\%$  UNI EN 14411\_G
- Gruppo B Ib =  $0,5\% < E \leq 3\%$  UNI EN 14411\_H
- Gruppo B IIa =  $3\% \leq E \leq 6\%$  UNI EN 14411\_J
- Gruppo B IIb =  $6\% < E \leq 10\%$  UNI EN 14411\_K
- Gruppo B III =  $E > 10\%$  UNI EN 14411\_L

The regulations define the sizes, the size tolerances, the mechanical, physical and chemical properties, the appearance and designation of the ceramic tiles in each group. The present range of tiles is entirely composed of pressed tiles and belongs to groups B Ia, B Ib, B IIa, B IIb, B III.

## REGULATIONS FOR TESTING METHODS

These regulations define the methods to be used for determining size and appearance characteristics, as well as physical and chemical properties. Standard 14411 refers to the testing methods of the new UNI EN ISO 10545 standard.

## Le norme UNI EN

UNI EN Regulations  
Die UNI EN-Normen  
Les Normes UNI EN

## L'Azienda assolve agli obblighi sulla marcatura CE

The Company fulfils its CE marking obligations through  
Die Firma erf llt die Verpflichtungen f r das CE  
Conform ment aux dispositions en mati re de marquage CE

## CE Marking

CE Kennzeichen  
Marquage CE



Marchio CE



UNI EN ISO 9001:2015



Azienda  
Company



UNI EN ISO **9001:2015**



idea ceramica // by MoMA Ceramiche Group  
<https://www.gruppomoma.com/>



**We are here!**  
**Noi siamo qui!**

Finale Emila (MO) - Via Panaria Bassa 17/A - Italy

Tel. +39 0535 90401 / [info@ideaceramica.biz](mailto:info@ideaceramica.biz)

[www.ideaceramica.net](http://www.ideaceramica.net)

DRESS

YOUR

HOME

idea  
ceramica